




ANNUAL REPORT

2018/2019



Badminton
Australia

2018-19 ANNUAL REPORT



TABLE OF CONTENTS	Page No
Badminton Australia Vision/Mission Statement.....	3
Message from Sport Australia.....	5
Message from Commonwealth Games Australia.....	7
Acknowledgements.....	8
Badminton Australia Board of Management & Staff 2018/19.....	10
Badminton Australia Committees and National Selectors 2018/19.....	12
State/Territory Contact List.....	13
SECTION 1 – ORGANISATION REPORTS.....	14
President's Report.....	15
CEO's Report.....	17
High Performance Manager's Report.....	19
Junior High Performance Report.....	21
National Participation Manager's Report.....	26
National Para Manager Report	28
Technical Officials Committee Report.....	29
SECTION 2 – JUNIOR TEAMS.....	32
SECTION 3 – EVENT REPORTS.....	33
SECTION 4 – FINANCIALS.....	56
SECTION 5 – MEMBER REPORTS.....	84
Australian Capital Territory Badminton Association.....	85
New South Wales Badminton Association.....	90
Northern Territory Badminton Association Inc.....	96
Queensland Badminton Association	104
South Australian Badminton Association.....	111
Tasmanian Badminton Association.....	116
Badminton Victoria Inc.....	124
Badminton Association of Western Australia (Inc.).....	131
History of Badminton Australia.....	136
Principal Sponsor/Partners.....	137

Badminton Australia Vision / Mission Statement

Vision:	To provide widespread participation opportunities and increase the popularity of Badminton in Australia
Mission	To work collaboratively with key stakeholders to provide quality participation opportunities and pathways within the sport of Badminton in Australia
Core Brand Values	> Inclusive > Fast-paced > Safe > Success

Key Results Area	Key Drivers	Key Objectives	Key Strategies	Key Performance Indicators
<u>Memberships</u>	<ul style="list-style-type: none"> Access to quality facilities, competitions, clubs and events; Creating value for members (e.g. insurance); Awareness and communication; Training environment and opportunities. 	<i>“By defining membership, grow the membership base through retention of current members and conversion of participants into members”</i>	<ul style="list-style-type: none"> Define and develop membership value through market analysis. Develop quality communication strategies to engage members. Deliver consistent quality programs and services at all levels that provide safe and family-friendly opportunities for Badminton participants. 	<ul style="list-style-type: none"> Membership growth % Conversion growth % (Membership/participation ratio) Junior membership growth % Regional membership growth %
<u>Participation</u>	<ul style="list-style-type: none"> Facility access; Promotion and awareness; Coach/teacher education; Safe, equitable and family friendly environment; Strong cultural and community links; Life-long sport. 	<i>“By understanding resources, grow participation by providing increased opportunities at all levels”</i>	<ul style="list-style-type: none"> Understand and utilise available facilities and resources to provide value for Badminton participants at all levels. Develop teacher, coach, technical official and volunteer initiatives. Develop quality communication strategies. 	<ul style="list-style-type: none"> Participation growth % Number of venues identified Court usage % Volunteer/membership growth ratio increase Increased junior participation % Number of school programs identified and/or initiated
<u>High Performance Pathways</u>	<ul style="list-style-type: none"> Daily training environment; Quality coaching (state based training squads); Facilities; Quality sparring and competitions/events; Sustainable financial/future/career opportunities. 	<i>“By improving the training and competition environment and opportunities, enhance high performance results”</i>	<ul style="list-style-type: none"> Provide a quality daily training environment (DTE) for high performance (HP) athletes at each level. Provide quality competition (including sparring) opportunities. Provide incentives for all levels of HP in Badminton. Develop and deliver Talent Identification Programs. 	<ul style="list-style-type: none"> World rankings for players/teams Increase coaches and technical officials accreditation Commonwealth games medal 2014 Retention rate of HP athletes in the sport

Key Results Area	Key Drivers	Key Objectives	Key Strategies	Key Performance Indicators
Events	<ul style="list-style-type: none"> Experienced Event Directors, Technical Officials and Volunteers; Co-ordinated national scheduling; Strong finance, marketing and exposure; Consistent locations and quality facilities. 	<p><i>“By utilising resources effectively and in a co-ordinated and well-led manner, run viable, quality events.”</i></p>	<ul style="list-style-type: none"> Lead co-ordination of a national calendar of events and communicate the calendar in a timely manner. Develop and provide high quality competition and event opportunities at all levels. Deliver education programs to attract volunteers, technical officials and event directors (ED's) to provide consistent, high quality events. Deliver quality communication strategies to engage key stakeholders. 	<ul style="list-style-type: none"> Number of events Growth % of ED's, technical officials and volunteers Stakeholder satisfaction % % of top ranked players Financial viability of event
Culture	<ul style="list-style-type: none"> Financial growth and sustainability; A culture of communication and collaboration; Strategic alignment across the sport; Quality brand, governance and leadership. 	<p><i>“Through collaboration and alignment create a culture of quality, growth and sustainability.”</i></p>	<ul style="list-style-type: none"> Create a culture of communication and collaboration to achieve efficiencies across the sport. Create consistent national behaviours and practices. Have clearly articulated planning processes across Badminton in Australia to ensure a sustainable future. 	<ul style="list-style-type: none"> Stakeholder satisfaction Resource sharing initiatives completed Financial sustainability targets met National resource database National registration of members
Market	<ul style="list-style-type: none"> Creating value for stakeholders; A quality brand; Creating a social agenda; Quality competition and events; Quality governance and communications. 	<p><i>“By creating a quality brand, provide value to the market”</i></p>	<ul style="list-style-type: none"> Develop and deliver brand value to enhance relationships and gain market share. Develop and maintain a consistent brand for Badminton in Australia. Define and develop a social agenda in line with Badminton's brand and cultural values. 	<ul style="list-style-type: none"> Sponsorship \$ retention and increase Government v private funding % Press coverage/promotion National database completion Consistent brand awareness



John Wylie AM
Chair
Australian Sports Commission



A message from Sport Australia – John Wylie AM (for NSO Annual Reports)

Sport and physical activity has enormous influence on our nation's health, education, social, economic and diplomatic outcomes.

It's why Sport Australia and the AIS remain steadfast in our vision: to make Australia the world's most active sporting nation, known for its integrity, sporting success and world-leading sports industry.

Australia's commitment, outlined in the Australian Government's national sport plan, Sport 2030, is to reduce physical inactivity by 15 per cent. It's a huge challenge Sport Australia enthusiastically accepts.

We are making significant progress and Sport Australia's programs are benefitting sport, as well as broader community health and wellbeing, including tackling issues such as obesity. Our partnerships with National Sporting Organisations (NSOs) remain fundamental, but we are also engaging more than ever with other networks to grow our sporting industry. Collaboration with physical activity providers, health, education and various levels of Government can deliver more for sport and all Australians.

This was highlighted in 2018-19 when Sport Australia, on behalf of the Australian Government, delivered \$150million in new participation programs. The \$100million Community Sport Infrastructure grants program is enhancing hundreds of grassroots facilities across Australia. The \$28.9million Participation grants program is encouraging innovative programs that help break the down barriers to physical activity. The new \$22.9million Better Ageing grants program is helping senior Australians 65 and older to get more active and socially connected.

Our national Sporting Schools program remains a key platform to address childhood inactivity and drive generational change. We have funded 7300 schools and recorded more than 5.2million attendances since its launch in mid-2015. We continue to look at ways to maximise the impact of Sporting Schools and link it with our work in physical literacy. By teaching our children to run, throw, jump or kick, we put them on the path to better lives.

There is no success without integrity. We continue to encourage environments that are inclusive and welcoming. Increasing diversity in our industry is critical and we want to make sport the benchmark for a more equitable society.

All this work is emphasised by our national behaviour change campaign, Move It AUS. Our call to action is to 'Find Your 30' minutes of physical activity every day, and enjoy the benefits.

We are continuing to build the capability of the sports industry, addressing governance reform to bring out the very best in our sporting organisations. The One Management project looks at helping sports align their strategy, workforce and financial management.

The AIS, in partnership with the National Institute Network and National Sporting Organisations, is aligning Australia's high performance sport strategy too. The National High Performance Sport Strategy 2024 signals the first time all Federal and State/Territory sports agencies have signed up to a joint high performance strategy.

In November 2018, the AIS announced an updated investment model for high performance sport and through this improved framework, Olympic, Paralympic and Commonwealth Games sports will benefit from a longer term approach to funding. Instead of annual grants to sport, for the first time the AIS is providing longer-term funding commitments to give sports more stability and certainty to plan ahead.

All of this work is important with the 2020 Tokyo Olympics and Paralympics drawing near, and the 2022 Beijing Winter Games and Paris 2024 beyond that.

Enhancing athlete pathways and athlete wellbeing are primary areas of focus for the AIS, and are keys to creating long-term sustainable success. We have embedded 20 Athlete Wellbeing Managers across National Sporting Organisations, and, working closely with the AIS Wellbeing and Engagement team, are delivering key programs and support from mental health programs, through to career guidance and connection to Australians at the community level.

The AIS is also leading collaborative sports research, applied technology and innovation initiatives including the Gold Medal Ready program, a unique partnership with the Australian Army to help athletes perform under pressure.

From backyards to benchmark international events, we believe unquestionably in the power of sport and physical activity to reflect the very best in our culture and to be a powerful vehicle for change.

Thank you for all you do for Australian sport and best wishes for the year ahead

PROUDLY SUPPORTING OUR BADMINTON PLAYERS



Badminton at the Gold Coast 2018 Commonwealth Games was highlighted by the bronze medal play-off match featuring Setyana Mapasa and Gronya Somerville. Whilst not ultimately successful in their bid for a medal, they led the 10-strong Australian team.

As a direct legacy of the Melbourne 2006 and Gold Coast 2018 Commonwealth Games, Commonwealth Games Australia provided \$471,000 in funding to support our badminton players and Badminton Australia across the Gold Coast Gold, NextGEN, DAIS and Podium Initiative programs in the lead up to 2018.

We will provide \$151,000 to Badminton Australia for programs that will support developing and emerging players on the road to Birmingham.

We thank Badminton Australia and our badminton athletes for their continued effort and wish them well as we get closer to 2022.



ACKNOWLEDGEMENTS

Badminton Australia (BA) wishes to acknowledge and thank the following for their support throughout the year:



SPORT AUSTRALIA & AIS

<https://www.sportaus.gov.au/>

Sport Australia provides funding for two key areas of our sport: 1) High Performance (HP) and 2) Sport Participation. The HP Programme includes support for the administration and management of programmes, the HP training environment (including coaching, equipment and sports science/sports medicine services) and the competition environment and supporting athlete travel to international competitions and the identification and development of new talent. Sport Participation Programme supports the development of coaching systems, court official programmes as well as drive increased participation in the sport and membership growth. Allocations of this funding also allows BA to work with States/Regions to implement initiatives such as Para-Badminton, Sporting Schools and Shuttle Time to further develop capability and capacity of clubs and other providers of the sport.



COMMONWEALTH GAMES AUSTRALIA (CGA)

<http://commonwealthgames.com.au>

The CGA provides funding for two key areas – Junior Development and High Performance. The Junior Development funding provides valuable international tournament experience annually for the members of the Australian Commonwealth Games Junior Squad. For 2018/2019 funding was provided for developing and emerging players on the road to Birmingham, also for our Junior players for the World Junior Championships in Kazan Russia.



AUSTRALIAN OLYMPIC COMMITTEE (AOC)

<http://www.olympics.com.au>

The AOC funds the Australian Badminton Team to each Olympic Games, the last being 2016 in Rio.



PARALYMPICS AUSTRALIA

<http://www.paralympic.org.au>

Paralympics Australia provides funding to support the development of BA's para-badminton pathways and systems that provide an opportunity for top Australian athletes with disabilities to participate and compete at events, in their quest to qualify for the Paralympic Games.



BADMINTON WORLD FEDERATION (BWF)

<http://bwfcorporate.com>

The BWF is the world governing body for the sport of badminton and is the sanctioning body for all international events hosted by Badminton Australia.



BADMINTON OCEANIA

<http://www.oceaniabadminton.org>

Badminton Oceania is the representative body for badminton in the Oceania Region and is a firm supporter of badminton in Australia. It is one of five continental confederations linking to and supported by the BWF.



LI-NING

<http://www.li-ning.com.au>

Li-Ning Sunlight Sports is the equipment sponsor for the National Team and elite players (seniors and juniors) within the national squad.



CROWN GROUP

<http://www.crowngroup.com.au>

Crown Group, a Sydney based property group, is the Title Sponsor for Australian Badminton Open.



OVO

<https://ovo.com.au/>

Official telecommunications and media partner providing live streaming of approved sanctioned events.



YONEX

<https://yonex.gnsports.com/>

Official equipment sponsors for approved sanctioned tournaments including the Australian Open.

LIFE MEMBERS

Don Stockins OAM CitWA
Rob Fyfe OAM
Robin Bryant

Cedric Baxter OAM
Hon Roy Ward OAM (dec'd)
Ralph W Ede Clendinnen (dec'd)

BOARD OF MANAGEMENT



Andrew Greenway
(President)



Geraldine Brown



Loke Poh Wong



Kevin Khaw



Julie McDonald
(Appointed Feb 2019)



Paul Kern



Derek O'Leary
(Aug 2018 – April 2019)



Peter Roberts
(Acting CEO from May 2019)



Sophia Varelas
(Appointed Feb 2019)

STAFF

Acting CEO	Peter Roberts (May 2019)
Chief Executive Officer	Derek O'Leary – Aug 2018 - April 2019
National Coach/High Performance Director	Stuart Brehaut (Feb 2019)
National Junior Coach & Performance Manager	Glenn Warfe (Until Dec 2018) Stuart Rowlands (Apr 2019)
Executive Assistant	Ingrid Finnegan
Finance Manager	Andrea Smith (Oct 2018)
Participation Manager	Marianne Loh (Until Dec 2018) Matthew Simpson (Feb 2019)
Para Badminton Manager	Ian Bridge (April 2019)

DELEGATES

Badminton World Federation	Loke Poh Wong/Andrew Greenway
Australian Olympic Committee	Geraldine Brown/Peter Roberts
Commonwealth Games Australia	Loke Poh Wong/Derek O'Leary
Badminton Oceania	Geraldine Brown (President Oceania) Loke Poh Wong (Board Member) Andrew Greenway (Delegate)

CONTACT DETAILS

ABN 48 329 756 219 ACN: 617 349 283
UNIT 15 No 8 TECHNO PARK DRIVE WILLIAMSTOWN VIC, 3016

P: +61 03 9397 4722
E: admin@badminton.org.au
W: <http://www.badminton.org.au>
FB: <http://facebook.com/BadmintonAustralia>
IG: <http://www.instagram.com/badmintonaustralia>
TW: <http://twitter.com/BadmintonAus>

BADMINTON COMMITTEES AND NATIONAL SELECTORS

BADMINTON AUSTRALIA TECHNICAL OFFICIALS COMMITTEE (BATOC)

Sandra David (Chair), Peter Cocker, Kathryn Blencowe, Joshua Sze-Yu Ho, Kelly Hoare, Tristan Clow, Sheehan Lim. Andrew Greenway (Board)

PARA COMMITTEE

Ian Bridge (Coach & Chair), Rod Rantall, Kay Coady, Rocca Salcedo Mesa, Grant Manzoney, Mel Gunson

NATIONAL SENIOR SELECTORS

Robin Middleton, Geraldine Brown (Board), Renuga Veeran

NATIONAL JUNIOR SELECTORS

Brent Munday, Brandon Olver, Stuart Rowlands, Ryan Lin

COACHING ADVISORY GROUP

Judith Cousins (Chair), Andrew Greenway (Board), Geraldine Brown (Board), Craig Haydock, Peter Roberts, Matthew Simpson

HIGH PERFORMANCE COMMITTEE

Geraldine Brown (Chair), Stuart Brehaut, Stuart Rowlands, Paul Kern (Board), Julie McDonald (Board), Peter Roberts

JUNIOR HIGH PERFORMANCE COMMITTEE

Julie McDonald (Chair), Gillian Patmore, Stuart Rowlands, Geraldine Brown (Board), Peter Roberts

AUDIT/RISK COMMITTEE

Julie McDonald (Chair), Peter Roberts, Michael Franks, Andrew Greenway (Board), Geraldine Brown (Board), Paul Kern (Board)

MEMBER STATE / TERRITORY ASSOCIATION CONTACT DETAILS

Australian Capital Territory Badminton Association President Vikram Varma Email actba.president@badmintonact.org.au Mobile: 0412 728 301 Address PO Box 477 Belconnen, ACT 2616 Phone 02 62587996 Secretary: Robynne Mah secretary@badmintonact.org.au Treasurer: Raymond Kan Admin Email: badminton@badmintonact.org.au Website www.badmintonact.org.au	New South Wales Badminton Association President Carolyn Toh Email ctohy@yahoo.com.au Address PO 717 Willoughby NSW 2068 Phone 02 9958 4733 Admin Email: admin@badmintonnsw.org.au Website www.badmintonnsw.org.au
Northern Territory Badminton Association President Rodney Pearce Email: president@ntbadminton.org.au Mobile: 0431 258 557 Secretary Lyn Ansell Email: admin@ntbadminton.org.au Mobile: 0434932255 Address GPO Box 4413 Darwin NT0801 Treasurer: Fiona Dunbar-Smith Email: participation@ntbadminton.org.au Mobile: 0403830284 Website www.ntbadminton.org.au	Queensland Badminton Association President Christine Luck Secretary Tristan Clow Treasurer Bob Braid Address PO BOX 1248 CARINDALE QLD 4152 Phone 07 3162 9661 Email secretary@qba.net.au events@qba.net.au Website www.qba.net.au
South Australian Badminton Association President Simon Oaten oatense@gmail.com Secretary Sharon Riggs Treasurer Address PO Box 307 Brooklyn Park SA 5032 Phone 08 8390 3991 Email badminton@bigpond.com Website www.badminton@southaustralia.com.au	Tasmanian Badminton Association President Brent Munday Email brent@munday@education.tas.gov.au Secretary Robert Brockman Email secretary@tasbadminton.com.au Mobile 0417156 385 Address 3 Sherwin Court Rosetta TAS 7010 Email Secretary@tasbadminton.com.au Website tasbadminton.wixsite.com/tasbadminton
Badminton Victoria President Rochelle Liyanage Email president@badmintonvic.com.au State Director Craig Haydock Email statedirector@badmintonvic.com.au Address Melbourne Sports & Aquatic Box 4, Aughtie Drive Albert Park VIC 3206 Phone 03 9686 4777 Fax 03 9686 6999 Email admin@badmintonvic.com.au Website www.badmintonvic.com.au	Badminton WA President Lily Buttrose Email president@badmintonwa.org.au Executive Officer Eugene Glazman Secretary Eva Wu secretary@badmintonwa.org.au Treasurer Neal Miranda Address PO Box 39 Kingsway WA 6065 Phone 08 9409 4433 Email bawa@badmintonwa.org.au Website www.badmintonwa.org.au

SECTION 1 – ORGANISATION REPORTS



Photos; Grant Manzoney (Top left), Daniel Fan (Top Right) and VICTOR Oceania Championship support team (Bottom)

PRESIDENT REPORT 2018-2019



Andrew Greenway
(President)

Wow, how time has flown, and reflecting back on the past 12 months, it's been quite a year. Having been on the Board for a number of years, but only my first as President, I don't recall a year of change as significant as this. I'd firstly like to acknowledge the contribution that Geraldine Brown has played in her role as President of the organisation. Commencing her presidency in 2008, Geraldine has been exceptional in this role and across the sporting landscape. Early in 2019 she was awarded an Order of Australia Medal for her contribution to sport. A significant and fitting achievement.

The past year has certainly been one of change for the organisation as we refocus for the coming year. Whilst change is never easy and takes time, we have worked extremely hard behind the scenes to ensure the organisation is well placed for the future. A significant amount of time has been spent in developing good governance and management practices, re-alignment of our finances and resources so that we can better report on each of our programs and how they are performing. Whilst a lot of the work is not visible externally, it's an important piece of work to ensure the organisation is running effectively.

As is always the case, our event calendar for the 18/19 financial year was significant. Our lead event the Crown Australian Badminton Open conducted in May was a huge success. The positioning of the event within the Olympic qualification period meant the quality of players was exceptional. This led to increased spectators attending the event and over 400 hours of badminton being broadcast across the world. I would like to acknowledge our partners in this event, Crown Group and Yonex for their continued sponsorship of the 2019 event. Without their assistance the event would just not be possible.

I'd also like to acknowledge the hosts of the remainder of our International and National events. You our member states do a fantastic job of hosting, organising and conducting all of our international and national championships throughout the year. The challenge for Badminton Australia for 2020 is to be able to provide better support to you as event hosts, and to ensure that the events remain financially sustainable.

I'm pleased to be able to report our High Performance Program has been re-energised over the past 12 months, and Stuart Brehaut has done a great job of leading that area of the organisation for us since January. Many of our players are currently on a path to Tokyo 2020 Olympic qualification and it's pleasing to see our athletes getting good results on the world stage.

Our Junior High Performance Program has been our outstanding performer over the past 12 months. Stuart Rowlands and the Junior High Performance Committee have worked extremely hard across all of our Junior age group to develop a great program for our elite junior athletes. A reallocation of some of our Sport Australia High Performance funds, along with an injection of funds from Commonwealth Games Australia has made a real difference to the program. This has provided the opportunity to work closer with our elite players more often, equip them with the skills and knowledge they need to be high performance athletes, and prepare them for the transition from junior to senior badminton.

Our para program continues to be our quiet achiever. Back in November 2018 the Australian International Para Championships proved a huge success and opened our eyes as to how competitive para-badminton is across the globe. Much of the success of the event is attributable to collaborative approach with Badminton Oceania and Geelong Badminton who both invested significant time, effort and volunteers into the event. It was disappointing that we could not build on the success of the event for 2019, but we just couldn't contain the increasing costs and challenges the 2019 event presented. Our para-badminton program continues to progress, with some of our dedicated athletes vying for Tokyo 2020 qualification.

The change has also seen a change in the make-up of our staffing across organisation. Some of our key staff including Lasse, Glenn, Marianne, Donna and Derek have all moved on from the organisation. They have all made significant contributions to our organisation during their time with Badminton Australia and we are extremely grateful for their dedication to the sport they love.

With change comes renewal, and I'm pleased with the new team of staff who are dedicated to supporting our organisation. I would like to thank Peter Roberts for stepping up into the role of Acting CEO since Derek's departure. Peter has done a great job of co-ordinating the team in the office to be able to deliver on the day-to-day commitments of the organisation. To the remainder of our staff, Ingrid Finnegan (Administration), Matt Simpson (Participation), Ian Bridge (Para-badminton), and Andrea Smith (Finance) who all take the lead in their various aspects of the organisation. Thank you for your passion and the professionalism you bring to the organisation.

Finally, to all of the great people involved in our sport. There are too many of you to name, but to all of those who turn up and run badminton activities in our affiliated clubs and associations across our sport, the Badminton Australia Board and our Member States are extremely grateful for your generosity and recognise your efforts over the past twelve months.

I'm looking forward to a wonderful 2020.

Best wishes
Andrew Greenway
President

THE CEO REPORT



***Peter Roberts
(Acting CEO)***

The 2018/2019 year has been another year of change for Badminton Australia, having been acting in the CEO role for the past six months certainly has presented some challenges. Not the least being one full time staff member down during this time. Being one staff member down has placed significant administrative pressure on the BA office, but we are looking forward to what the new year brings with the engagement of a new CEO and a fresh pair of eyes.

Having only provided a caretaker role for a short period of time, I think we have progressed.

The highlights:

- Australian Badminton Open in Sydney was again a very successful tournament.
- The three 2018 International tournaments in Perth, Adelaide and Sydney, and the Australian Junior International in Perth we also very successful and well-run events, however, these events now put much stress on local volunteer technical officials with the fixed height service devices required for all these events. Every match needs to have a service judge.
- Oceania Championships – MSAC – Badminton Vic did an excellent job in hosting.
- Australia winning both Oceania open and junior team events.
- Continued funding from Sport Australia and Commonwealth Games Australia. Thank you, Adam from Sport Australia and Tim from Comm Games, for your continued support.
- Rev Sport good progress but needs to be better with more members using and supporting this membership database.

Throughout the past 12 months there were also several staff changes with Glenn Warfe and Marianne Loh finishing in December 2018. I would like to extend our thanks for their long-standing and dedicated service to the Junior and Participation portfolios.

With change comes a new direction. A fresh approach on how the organisation should be led and managed was taken, providing the opportunity to re-focus and continue to build our relationships with key stakeholders and members. Badminton Australia engaged Matt Simpson as our participation manager, Stuart Brehaut as our High-Performance Manager/National Coach (P/T) Stuart Rowlands as our National Junior Coach/Junior Performance Manager (P/T), Ian Bridge as our National Para Coach

(P/T), and also Andrea Smith in our accounts (P/T) department. I'm confident when our new CEO is appointed, along with our new staffing line-up we will build on some of the relationships we've commenced with our States & Territories and that we can better support their capability to grow the sport.

On the participation side our membership growth continues. Whilst acknowledging that there are challenges moving forward as to how we continue the upward trend in membership growth and conversion of participation numbers into memberships, it is a challenge that we are keen to support through our Sport Australia participation funding. Badminton Australia will work closely with our State and Territory Members to devise strategies and programs that support them and their affiliates to continue to grow the sport in their regions and contribute to the national growth of the sport.

International Events continue to dominate our calendar throughout the period. With a change to the BWF International Tournament structure our 2019 Australian Badminton Open changed to become a 300 Series event. We had a very good level of player participation, being one of the first tournaments on the calendar within the Olympic qualifying period. Our other International events in Perth, Adelaide and Sydney, are also key events for our local players and officials to gain international experience. We hope that all events continue to grow into the future.

On a final note, I'd like to thank the Board of Badminton Australia over the past 12 months for their support during some challenging times. The past year has been full of change, but I would like to acknowledge and thank Ingrid, Matt, and Andrea within the office for their support, also our part time coaches Stuart Brehaut (senior), Stuart Rowlands (junior) and Ian Bridge (para) for their continued commitment to the organisation. My gratitude also extends to all our hard-working committees and volunteers for their loyal and enthusiastic service to our sport.

HIGH PERFORMANCE REPORT



Stuart Brehaut
High Performance Manager /
National Head Coach

Overview

- Training Centre
- Oceania Individual Championships
- National Championships
- Clendinnen Shield
- Sudirman Cup
- Acknowledgements

Training Centre

New training program has been well received since its implementation and training numbers and attendance has been steadily increasing. As a National training centre, we now offer 7 on court sessions per week. The training centre has also been used as a base for Interstate National Squad players along with also providing our National Junior players with access to training with the Senior team.

Incentive Program

A new National Squad funding program was implemented this year in response to feedback received from many parties. Players who make a commitment to the National Squad can “unlock” funding based on tournament results with set amounts being allocated based on World ranking points achieved. To date funding has been provided to athletes from Victoria, NSW, Queensland and Western Australia.

Oceania Individual Championships – February 2019

Australia won four of the five titles Oceania Championship that was held in Melbourne, Australia. It was a fantastic effort with Gronya Somerville winning two titles. Oceania Championships winners (Australian players only):

WS: Hsuan-Yu (Wendy) Chen

MD: Sawan Serasinghe / Eric Vuong

WD: Gronya Somerville / Setyana Mapasa

XD: Gronya Somerville / Simon Leung

Oceania Men's and Women's Team Championships – February 2019

Australia won the Oceania Teams Championship (Sudirman Cup Format). The event was played in a box format with all teams playing each other, Australia finished undefeated.

Australian Team: Matthew Chau, Ashwant Gobinathan, Anthony Joe, Eric Vuong, Simon Leung, Mitchell Wheller, Hsuan Yu (Wendy) Chen, Louisa Ma, Setyana Mapasa, Gronya Somerville, Jennifer Tam, Ann-Louise Slee

Officials: Stuart Brehaut, Gillian Patmore

National Championships – February 2019

The 2019 Li-Ning Australian National Championships were hosted by Southern Tasmania Badminton Association.

National Championship winners:

MS: Jacob Schueler

WS: Yingzi Jiang

MD: Matthew Chau / Ming Chuen Lim

WD: Setyana Mapasa / Gronya Somerville

XD: Gronya Somerville / Simon Leung

Clendinnen Shield – March 2019

Victoria won the Clendinnen Shield which were hosted by the Southern Tasmania Badminton Association.

Final Placings are listed below:

1. Victoria Smashers
2. Queensland
3. Victoria Strikers
4. Tasmania

Sudirman Cup – May 2019

Athletes: Setyana Mapasa, Gronya Somerville, Louisa Ma, Tiffany Ho, Sawan Serasinghe, Eric Vuong, Simon Leung, Jacob Schueler, Ashwant Gobinathan.

Official: Ross Smith

Australia went into the Sudirman Cup placed in Group 3. The team was a good mix of experience and athletes representing Australia in an event of this standing for the first time. Overall the team put in a solid performance with several close encounters. Final ranking achieved was 24

Results

Australia v New Zealand 4-1

Australia v Nepal 3-2

Australia v Ireland 2-3

Australia v Switzerland 2-3

Acknowledgements

Thanks go to the BA Board, BA staff and the High-Performance Committee.

A special mention to Ross Smith and Jeff Tho who have helped grow and build the program over the last 6 months along with travelling with Australian teams to several overseas tournaments. I would also like to acknowledge Glenn Warfe who ran the HP program for a portion of the year.

The program would not be possible without the ongoing support of the AIS, SPORTAUS, AOC and CGA.

JUNIOR HIGH PERFORMANCE REPORT



Stuart Rowlands
National Junior Coach &
Performance Manager

2018/2019 was an exciting year for the Junior High-Performance (JHP) program. The calendar was eventful and included some new tournaments/camps which complemented the core annual events. It was also the year of the prestigious, biennial Oceania Junior Championships and perhaps most significantly, the 3rd Youth Olympic Games.

In March 2019 BA announced several changes to the JHP program. Following the departure of Glenn Warfe as National Junior Development Manager, BA appointed Stuart Rowlands into the newly established position of National Junior Coach and Performance Manager. BA would like to take this opportunity to acknowledge the years of service Glenn has provided to the organisation and the wider badminton community as a player, coach and administrator and wish him every success for the future.

In conjunction with Stuart's appointment, BA released a new 4-year JHP plan supported by an increase in funding from Commonwealth Games Australia (CGA). The increase in funding from CGA, combined with a greater allocation of Sport Australia funding (High-Performance badminton funding) to emerging players, has allowed BA to start developing a more comprehensive program to support and develop emerging talent. The new program will aim to provide national junior squad members with a greater level of support and a clearer pathway to achieve international success at senior level. This has and will continue to involve adding a greater level of structure to the program, providing more access to higher quality training and competition and over time exploring ways in which BA can have more involvement and impact in home training environments.



2018/2019 Junior High-Performance Program Highlights

Australian Junior International and Asia-Pacific Team Championships (Perth, 11th – 16th September 2018)

Asia-Pacific Team Championships results:

1st New Zealand Black

2nd **Australia Green** (E Chen, KC Teoh, R Venpin, HY Wong, M Chan, K Ea, K Xu, A Yu, Coach: S Rowlands)

3rd **Australia Gold** (R Agustino, R Tang, F Wang, J Wong, M Almazan, Z Fung, B Teoh, J Vega, Coach: B Koentjoro)

4th New Zealand White

Australian Junior International results:

BS: O Guo (NZ) defeated **KC Teoh (AUS)** 21-13 21-17

GS: **A Yu (AUS)** defeated R Apalisok (NZ) 21-17 21-17

BD: **KC Teoh (AUS)** & D Vong (NZ) defeated **J Lee (AUS)** & **J Wong (AUS)** 21-9 21-17

GD: **M Chan (AUS)** & **J Vega (AUS)** defeated **M Almazan (AUS)** & **K Ea (AUS)** 21-14 21-19

Youth Olympic Games 2018 (Buenos Aires, Argentina, 6th – 18th October 2018)



Team members: Z Fung (NSW), S Rowlands (Coach)

The Youth Olympic Games badminton competition comprised a boy's and girl's singles event as well as a team relay event with 32 boys and 32 girls competing from across the globe. The singles event was a round robin format with 8 pools of 4 players. Zecily Fung (NSW) was the sole representative from Australia in the competition. Whilst Zecily did not manage to qualify for the knockout stages of the individual event she competed well against strong opposition in the individual event and won a bronze medal in the team relay event. The team relay event was an exciting, new initiative from the BWF that involved 8 teams of 8 players from a mix of countries playing a relay style scoring format. BA would like to congratulate Zecily on qualifying for this prestigious event and on her performances whilst in Buenos Aires.

BWF World Junior Championships (Markham, Canada, 2nd – 18th November 2018)



Team Members: KC Teoh (WA), R Tang (NSW), R Venpin (VIC), P Yan (VIC), K Ea (VIC), Z Fung (NSW), J Vega (NSW), A Yu (QLD), G Patmore (Manager), S Rowlands (Coach)

BWF World Junior Mixed Team Championships results:

With a very unfortunate draw, playing China and Germany in rounds 1 and 2, Australia finished in 35th position in the team event. Whilst the team lost 4 out of 6 matches, there were some really positive signs throughout the event. The team was young but were competitive against all nations, including Germany and China. The team was a mere two points away from taking New Zealand to a deciding rubber, losing the boy's doubles 21-19 in the third set. There were certainly a number of teams that finished above Australia that this group of players could have challenged.

Australia v Germany 0-5
 Australia v China 0-5
 Australia v New Zealand 1-3
 Australia v Macau China 3-1
 Australia v Slovakia 1-3
 Australia v Uganda 3-0

BWF World Junior Championships results:

Kai Chen Teoh and Peter Yan had good wins in the first round of the boy's singles and were very competitive with top junior international players in the second round. Zecily Fung achieved our best result reaching the 3rd round of the women's singles where she lost out to the eventual winner, Goh Jin Wei from Malaysia. Kaitlyn Ea and Ryan Venpin also made the 2nd round of the mixed doubles.

Oceania Junior Championships (Melbourne, VIC, 11th – 17th February 2019)



Oceania Junior Mixed Teams Championships

Team members: E Chen, R Tang, R Venpin, J Yu, O Zhao, M Almazan, K Ea, S Go, B Teoh, K Xu, A Yu, G Patmore (Manager), S Rowlands (Coach)

Having lost to New Zealand closely in both the Asia Pacific Team Championships in September 2018 and in the World Junior Team Championships in November 2018, Australia remained underdogs entering the final of the Oceania Junior Mixed Teams Championships. With a young team of U16 and U15 players, up against a virtually unchanged NZ team from 2018, it was a fantastic achievement for Australia to win the final 3-2.

1st Australia

2nd New Zealand

3rd Tahiti

4th New Caledonia

5th Tonga

6th Cook Islands

7th Fiji

8th Samoa

Oceania Junior Championships

Boy's Doubles Finalists: R Tang (NSW) and O Zhao (VIC)

Girl's Doubles Winners: K Ea (VIC) and A Yu (QLD)

Mixed Doubles Winners: A Yu (QLD) and J Yu (QLD) Winners

Arafura Games (Darwin, NT, 1st – 4th May 2019)



Team Members: B Chen, G Ong (SA), T Ng (VIC), S Go (Vic), P Kustiadi (NSW), C Sam (NSW), M Sun (Manager), S Rowlands (Coach)

BA were invited by the Northern Territory Government to enter a National Junior Team into the 2019 Arafura Games. The Arafura Games is a multi-sport event targeting regional teams from across the Asia-Pacific region. BA fielded an U17 team who gained invaluable experience participating against high level senior opposition from Indonesia, Malaysia, Cambodia and Australia in international level playing conditions. The BA Junior team finished in 5th position out of the 8 teams that participated and experienced first-hand the uniqueness of competing in a multi-sport games.

2018/2019 National Junior Championship results (U15, U17 and U19)

	U15 (Sep 2018, Wahroonga NSW)		U17 (April 2019, Adelaide SA)		U19 (July 2018, Hobart TAS)	
	Winner	Runner Up	Winner	Runner Up	Winner	Runner Up
BS	R Tang (NSW)	O Zhao (VIC)	R Tang (NSW)	J Yu (QLD)	P Yan (VIC)	KC Teoh (WA)
GS	S Go (VIC)	Y Zhang (VIC)	A Yu (QLD)	K Ea (VIC)	Z Fung (NSW)	K Xu (NSW)
BD	K Goh (VIC)/ J Yu (QLD)	R Tang (NSW)/ O Zhao (VIC)	R Tang (NSW)/ O Zhao (VIC)	K Goh (VIC)/ J Yu (QLD)	KC Teoh (WA)/ P Yan (VIC)	R Audley (VIC)/ R Venpin (VIC)
GD	S Go (VIC)/ Y Zhang	P Kustiadi (NSW)/ A Souksavat (ACT)	A Yu (QLD)/ A Liu (NSW)	C Sam (NSW)/ Y Say (NSW)	M Chan (NSW)/ J Vega (NSW)	M Almazan (NSW)/ N Kuhanandha (VIC)
MX	J Yu (QLD)/ Y Zhang (VIC)	R Tang (NSW)/ C Sam (NSW)	J Yu (QLD)/ A Yu (QLD)	R Tang (NSW)/ K Ea (VIC)	P Yan (VIC)/ M Chan (NSW)	KC Teoh (WA)/ K Xu (NSW)
Team	VIC	NSW	VIC	NSW	NSW	VIC

NATIONAL PARTICIPATION MANAGER REPORT



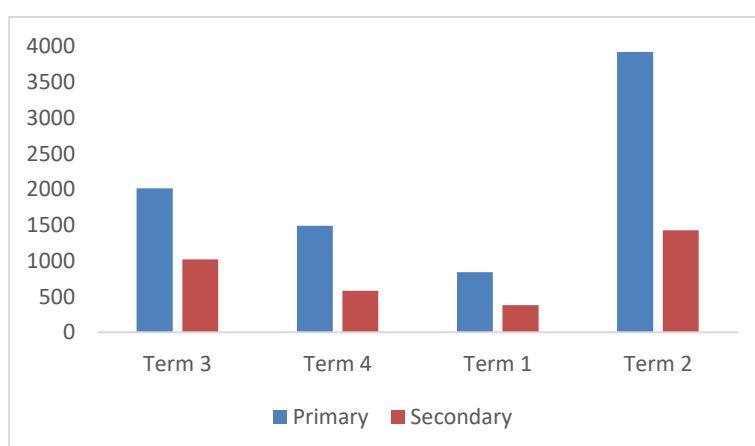
Matthew Simpson
National Participation Manager

The 2018/19 Financial year was a year of change for the participation portfolio, both in its scope and staffing. Long time National Participation Manager Marianne Loh finished up her time with Badminton Australia in December 2018 after overseeing some significant improvement during her tenure including; the development and implementation of the 2015-2018 Participation Strategic Plan, the inception of Badminton as part of the Sporting Schools program and the continued development of Australia's Shuttle Time capabilities.

In February 2019 Matt Simpson took over much of Marianne's portfolio, with the Para Badminton responsibilities being handed to Ian Bridge. During the following 6 months participation in badminton continued to blossom, our Shuttle Time capabilities continue to grow and the stability of badminton within the Sporting Schools program further cementing itself as a favoured option for many schools.

Sporting Schools

The 2018/19 financial year is the first full year that Shuttle Time has been offered to both Primary and Secondary schools, previously Secondary schools only had access from Term 2 2018. Participation rates in the Sporting Schools program grew to 11,679 for the 2018/19 year, a 49% growth from the previous year. Traditionally Term 3 is recognised as a favoured term for schools to take up badminton given its indoor nature and it being Australia's winter. However, Term 2 in 2019 saw 43.2% more participants (3920 – Primary, 1429 – Secondary) playing badminton than in Term 3 of 2018 (2014 – Primary, 1022 – Secondary), potentially a sign that either badminton participation is on the improve, or, a shift in the timing of its popularity. Either way a great result for badminton.



The total participants as part of Sporting Schools for 18/19 broken down by Term

The Teacher Delivered Model is extremely popular and allows us to provide an option for schools that cannot be serviced with a coach. A total of 111 Teacher Delivered programs were requested and delivered upon meaning that 111 new schools now have the capability to continue to deliver badminton within their schools long term. We also successfully added 3 new private providers to improve our

capabilities in regional NSW and Townsville which are areas that have experienced difficulties in sourcing coaches in the past. Overall a positive year for our Sporting Schools program and early signs for the next year are promising with program numbers for term 3 2019 rivalling that of term 2 2019!



Some of the newly trained Shuttle Time Teachers!

Shuttle Time

The Badminton World Federation (BWF) Shuttle Time program was developed to be delivered primarily by schools, and it serves as the perfect introductory program for young children to have their first interactions with badminton. Badminton Australia continued to encourage and develop Australia's Shuttle Time capabilities with member states and territories.

Across 2018/19 a total of 115 (66 Women: 49 Men) coaches passed their Shuttle Time training through 14 blended courses across Australia, the main delivery method since being piloted in April 2018. Importantly South Australia added a Shuttle Time Tutor to their coaching pool, leaving them with the ability to continue to build their own pool of Shuttle Time Teachers. Australia now has 17 Shuttle Time Tutors that it can draw from to continue training people at the entry level of coaching.

Given that Shuttle Time is also our flagship offering to the Sporting Schools program, training coaches in Shuttle Time will give more schools and coaches more opportunity to play, teach and introduce new players to badminton. Badminton Australia has already begun to identify opportunities to continue to provide members with support in improving the permanence of Shuttle Time in Australia for both schools and club participation.

Coach Education

Outside of Shuttle Time training Australia saw the completion of four BWF Level 1 courses, two in Melbourne, one in Perth and one in Sydney. All four of these courses were well attended with 57 attendees in total, 47 of the 57 participants passing and attaining their BWF qualification, some great additions to the coaching network. Continuing to add and refresh the pool of coaches within Australia is an important step in ensuring the future of the sport continues to the next generation. Heading into the 2019/2020 financial year Badminton Australia looks to continue its support of member states and territories' efforts to engage participants through new and innovative programs, both as players and coaches.

NATIONAL PARA MANAGER REPORT

Ian Bridge

Para-Badminton Manager

The past 12 months have seen the sport continue to evolve and it has been a busy and exciting time for those involved in Para Badminton.

In November we held our first Australian Para International at Geelong which attracted over 100 players from around the world. The event went well, with good participation levels from Australia. This event was followed by the Oceania Championships where Australia won the lion's share of the trophies. Both events were successful, and our appreciation goes to previous BA Participation Manager Marianne Loh, all the volunteers, helpers, officials, BWF and Badminton Oceania who supported this event. BWF also ran a classifiers course at this event and we now have a number of classifiers trained which will benefit our sport as we continue to grow.

2019 is qualification year for the Paralympics and there is great excitement around the world with numbers greatly increasing at the qualifying internationals. We have four players working towards the dream of representing Australia at next year's games and we have been very grateful for the support from Paralympics Australia. The players have benefited from extra support to help them on their journey. Our players have participated at internationals in Turkey, Dubai, Ireland and the World championships in Switzerland where we recorded our best results, with two players, Caitlin Dransfield and Celine Vinot making it through to the quarterfinals in the women's singles categories, along with Luke Missen in the men's short stature doubles.

In June we held our National event in Melbourne and had a record number of entries with nearly a 50% increase in numbers. This event was preceded by a Para training camp organized by Badminton Oceania which the players thoroughly enjoyed.

We have players attending further internationals in the coming months and we need to build on the momentum gained and increase our visibility over the coming year so we can attract new players to the sport.



BADMINTON AUSTRALIA TECHNICAL OFFICIALS COMMITTEE (BATOC) REPORT



Sandra David
BATOC Chair

Committee:

Sandra David (Chair)	Victoria
Peter Cocker	Queensland
Kathryn Blencowe	Victoria
Tristan Clow	Queensland
Joshua Ho	New South Wales
Kelly Hoare	Western Australia
Sheehan Lim	ACT
Andrew Greenway	Board Member

2018 – 2019 in Review:

2018- 2019 continued to see small increases in the number of active officials, willing to travel to gain more experience, due to the better highlighted pathways program.

Australia is well represented on Committees at BWF level,

- Jane Wheatly has taken over the BWF role as Chair of the BWF Referee assessor team. An example of the hard work Jane has undertaken throughout her Refereeing career.
- Greg Vellacott remains as an active BWF Umpire Assessor/Appraiser
- Peter Cocker has continued with his role as a member of the BWF Technical Officials Commission.

Australia currently has 3 BWF Umpires and 6 BWF Line judges, who regularly travel the world to officiate at major events. Some of the places they have visited include Singapore, Germany, China, France, Malaysia New Zealand, England and Macau.



Congratulations go to 2018-2019 New Oceania Accredited officials

Umpires - Sheehan Lim (ACT), Richard Wong (Vic)

Line Judges - Craig Boustead (Qld), Wayne Dowling (SA), Marg Galley (Vic), Greg Clarnette (Vic), Lily Buttrose (WA)

Australian events have also been well attended by our Officials, including all National Carnivals, Australian Open, AJI in Peth, SA International, Sydney International, Arafua Games and the Australian Para International.



2018-2019 also saw 3 Umpires successfully upgraded to National Certificated Level, at the National championships in Hobart in February.



Congratulations to Ravi Nandan, Nalin Nanayakkara, Vicky Zhang.

The Future:

The 2019- 2020 is shaping up to be another step forward as we aim to build both our numbers and also the professionalism that goes with the sport. With more major events being held in Australia, we need to grow our numbers.

Numbers doing umpires and referee courses have been promising, with more courses planned for the upcoming year. Our task now is to get all these new officials qualified, and on the road to greatness.

Another major task to be undertaken is a review of all BATOC policies, and brainstorming ideas for the continual improvement overall.

We also aim to encourage our members to swap over to the New Black uniform, that has been in available now for over 12 months.

I would personally like to thank all concerned for your support and commitment, as we all work together as a team, to the future development and opportunities of all Court Officials.



SECTION 2

JUNIOR TEAMS

2019 National Junior Squads

Progress & Excel Group (U/19 National Squad)

Boys

Ethan Chen (NSW)
Ricky Tang (NSW)
Rio Agustino (NSW)
Jack Yu (QLD)
Gavin Ong (SA)
Kayson Goh (VIC)
Otto Zhao (VIC)
Ryan Venpin (VIC)

Girls

Angie Liu (NSW)
Carina Sam (NSW)
Kelly Xu (NSW)
Majan Almazan (NSW)
Priska Kustiadi (NSW)
Angela Yu (QLD)
Kaitlyn Ea (VIC)
Sydney Go (VIC)
Bernice Teoh (WA)

Discover & Engage Group (U/15 National Squad)

Boys

Asher Ooi (NSW)
Don Bui (SA)
Timothy Sentosa (WA)

Girls

Sydney Tjonadi (NSW)
Catrina Tan (SA)
Dania Nugroho (SA)
Joanne Zheng (WA)

SECTION 3 – EVENT REPORTS



CROWN GROUP *AUSTRALIAN* *BADMINTON* *OPEN* SYDNEY OLYMPIC PARK QUAYCENTRE | 4-9 JUNE



HSBC **BWF**
World Tour
Super 300



POST EVENT REPORT
SYDNEY 2019

australianbadmintonopen.com.au

CONTENT

- 1. TOURNAMENT INFORMATION
 - 1.1 Event Fact Sheet
 - 1.2 Contact Information
 - 1.3 Tournament Activities
 - 1.4 TV Broadcast and Live Streaming Schedule
 - 1.5 Ticketing
- 2. PRESS RELEASE
- 3. RESULTS
- 4. TOURNAMENT PHOTOS
 - 4.1 Venue
 - 4.2 Matches
 - 4.3 Presentations



I. TOURNAMENT INFORMATION

1.1 EVENT FACT SHEET

EVENT TITLE	2019 CROWN GROUP Australian Badminton Open
SANCTIONING BODY	Badminton World Federation
ORGANISER	Badminton Australia
DATE	04-09 June 2019
COMPETITION VENUE	Quaycentre Olympic Boulevard Sydney Olympic Park
OFFICIAL HOTELS	Ibis Sydney Olympic Park Novotel Sydney Olympic Park Pullman Sydney Olympic Park
TV PRODUCTION	IMG Media
LOCAL BROADCASTER	OVO
INTERNATIONAL BROADCASTER	Infront Media
TOURNAMENT WEBSITE	www.australianbadmintonopen.com.au
TICKETING	TicketBooth
LIVE SCORES & DRAW	https://www.tournamentsoftware.com/sport/tournament?id=C40187F6-0472-408C-A350-A6F27EBE8B21

1.2 CONTACT INFORMATION

LOC - EVENT DIRECTOR	Loke Poh Wong	(+61) 412 278 118
LOC - PR & MEDIA MANAGER	Kate Tan	(+61) 430 035 053
BWF	Zsafia Horvath	(+60) 126 381 885
CROWN GROUP - MARKETING & COMMUNICATIONS DIRECTOR	Ellie Cashman	(+61) 403 867 235
CROWN GROUP - COMMUNICATIONS EXECUTIVE	Lina Guo	(+61) 429 459 510

I. TOURNAMENT INFORMATION

1.3 TOURNAMENT ACTIVITIES

DATE (DAY)	TIME	CONTENT	VENUE
Feb 22 (Fri)	1200 hrs	Prospectus	BWF
Mar 03 (Sun)	1000 hrs	Tickets on sale	Badminton Australia
Apr 30 (Tue)	2400 hrs	Entry Close	Badminton Australia
May 3 (Mon)	1800 hrs	Players Announcement	Badminton Australia
May 14 (Tue)	1800 hrs	Draw Announcement	Badminton Australia
Jun 03 (Mon)	1600 hrs	Team Managers Meeting	Sports Centre, SOP
Jun 03 (Mon)	1700 hrs	Umpires Briefing	Sports Centre, SOP
Jun 04 (Tue)	1000 hrs	Qualifying Rounds	Sports Centre, SOP
Jun 04 (Tue)	1600 hrs	Round of 32 (XD)	Sports Centre, SOP
Jun 05 (Wed)	0900 hrs	Round of 32	Sports Centre, SOP
Jun 06 (Thu)	1300 hrs	Round of 16	Sports Centre, SOP
Jun 07 (Fri)	1500 hrs	Quarter-finals	Sports Centre, SOP
Jun 08 (Sat)	1300 hrs	Semi-finals	Sports Centre, SOP
Jun 09 (Sun)	1300 hrs	Finals	Sports Centre, SOP

1.4 TV BROADCAST AND LIVE STREAMING SCHEDULE

DATE	TIME	EVENTS	NO. OF COURTS	INTERNATIONAL LIVE STREAMING (TIME)	INTERNATIONAL TV BROADCAST (TIME)
Jun 04 (Tue)	1000 hrs	Qualifying	4	10AM - 3PM	N.A
Jun 04 (Tue)	1600 hrs	Round of 32 (XD)	4	5PM - 8PM	N.A
Jun 05 (Wed)	0900 hrs	Round of 32	4	10AM - 10PM	N.A
Jun 06 (Thu)	1300 hrs	Round of 16	4	1PM - 9PM	N.A
Jun 07 (Fri)	1500 hrs	Quarter-finals	3	3PM - 9PM	N.A
Jun 08 (Sat)	1300 hrs	Semi-finals	2	1PM - 6PM	N.A
Jun 09 (Sun)	1300 hrs	Finals	1	1PM - 6PM	N.A

I. TOURNAMENT INFORMATION

1.5 TICKETING

2019 CROWN GROUP AUSTRALIAN BADMINTON OPEN
ALL TICKETS ARE NON-RESERVED

DATE	DATE (2019)	SESSION TIMES (APPROX)	DAILY TICKETS		FINALS SESSIONS 3-DAYS PACKAGE (Q/F, S/F AND FINALS)	ALL SESSIONS 6-DAYS PACKAGE
			Adult	Junior	Adult	Adult
Tuesday	04 June	10am-9pm	\$15	Free*		✓
Wednesday	05 June	10am-9pm	\$25	Free*		✓
Thursday	06 June	1pm-9pm	\$30	Free*		✓
Friday	07 June	3pm-9pm	\$40	Free*	✓	✓
Saturday	08 June	1pm-7pm	\$50	\$50	✓	✓
Sunday	09 June	1pm-7pm	\$50	\$60	✓	✓
TOTAL					\$120	\$160

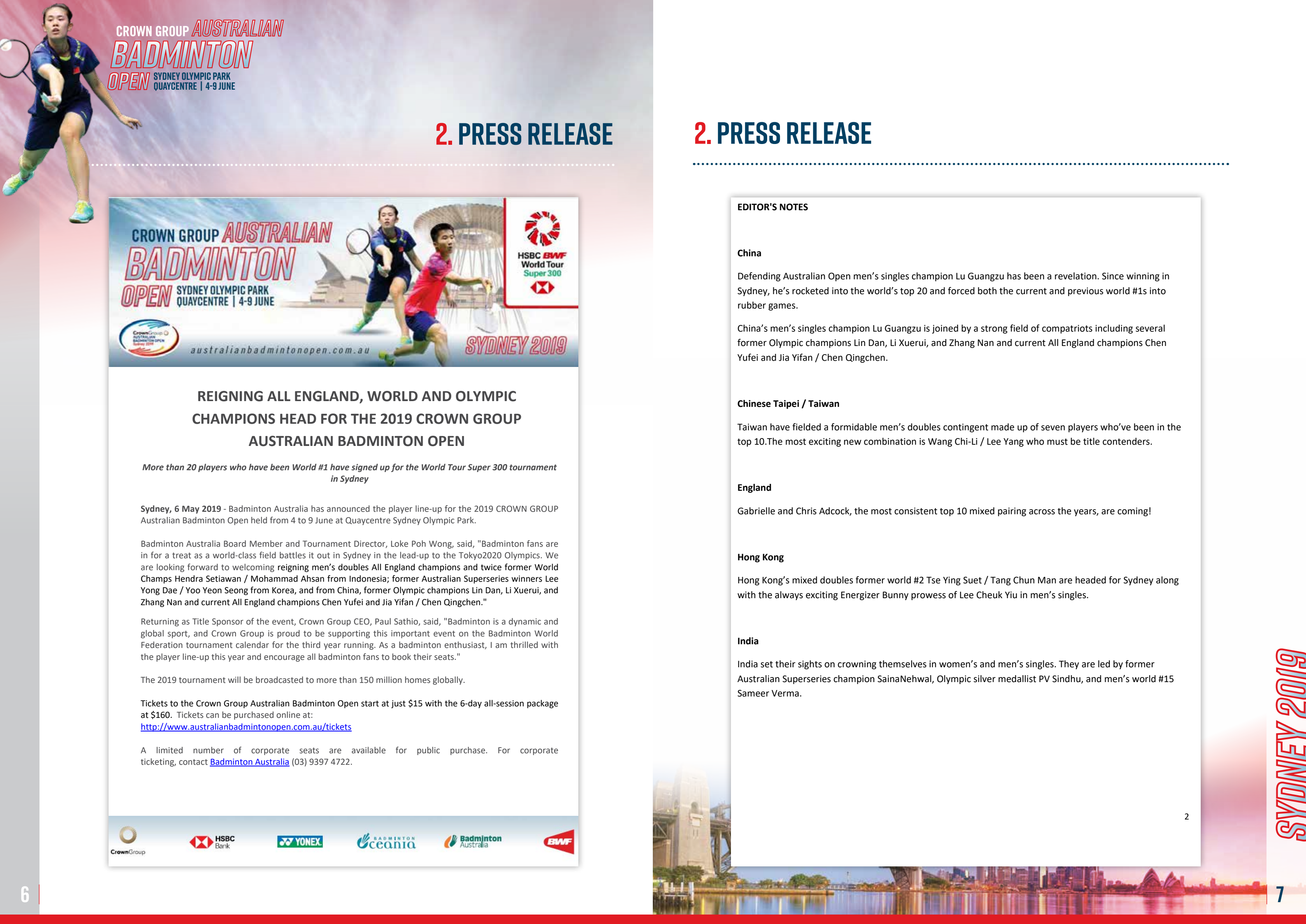
Notes:

1. Sessions times are approximate. Please check actual times when daily match schedules are published during tournament.
2. Each ticket entitled holder multiple entries for the day.
3. Children U15 are free of charge accompanied by an adult ticket holder. One child free per paying adult.
4. All public seating tickets are non-reserved for all sessions.
5. For Sponsors, Corporates and VIP boxes, please contact Badminton Australia (03) 93974722.



CROWN GROUP AUSTRALIAN
BADMINTON
OPEN SYDNEY OLYMPIC PARK
QUAYCENTRE | 4-9 JUNE





2. PRESS RELEASE



REIGNING ALL ENGLAND, WORLD AND OLYMPIC CHAMPIONS HEAD FOR THE 2019 CROWN GROUP AUSTRALIAN BADMINTON OPEN

More than 20 players who have been World #1 have signed up for the World Tour Super 300 tournament in Sydney

Sydney, 6 May 2019 - Badminton Australia has announced the player line-up for the 2019 CROWN GROUP Australian Badminton Open held from 4 to 9 June at Quaycentre Sydney Olympic Park.

Badminton Australia Board Member and Tournament Director, Loke Poh Wong, said, "Badminton fans are in for a treat as a world-class field battles it out in Sydney in the lead-up to the Tokyo2020 Olympics. We are looking forward to welcoming reigning men's doubles All England champions and twice former World Champs Hendra Setiawan / Mohammad Ahsan from Indonesia; former Australian Superseries winners Lee Yong Dae / Yoo Yeon Seong from Korea, and from China, former Olympic champions Lin Dan, Li Xuerui, and Zhang Nan and current All England champions Chen Yufei and Jia Yifan / Chen Qingchen."

Returning as Title Sponsor of the event, Crown Group CEO, Paul Sathio, said, "Badminton is a dynamic and global sport, and Crown Group is proud to be supporting this important event on the Badminton World Federation tournament calendar for the third year running. As a badminton enthusiast, I am thrilled with the player line-up this year and encourage all badminton fans to book their seats."

The 2019 tournament will be broadcasted to more than 150 million homes globally.

Tickets to the Crown Group Australian Badminton Open start at just \$15 with the 6-day all-session package at \$160. Tickets can be purchased online at:
<http://www.australianbadmintonopen.com.au/tickets>

A limited number of corporate seats are available for public purchase. For corporate ticketing, contact [Badminton Australia](#) (03) 9397 4722.



2. PRESS RELEASE

EDITOR'S NOTES

China

Defending Australian Open men's singles champion Lu Guangzu has been a revelation. Since winning in Sydney, he's rocketed into the world's top 20 and forced both the current and previous world #1s into rubber games.

China's men's singles champion Lu Guangzu is joined by a strong field of compatriots including several former Olympic champions Lin Dan, Li Xuerui, and Zhang Nan and current All England champions Chen Yufei and Jia Yifan / Chen Qingchen.

Chinese Taipei / Taiwan

Taiwan have fielded a formidable men's doubles contingent made up of seven players who've been in the top 10. The most exciting new combination is Wang Chi-Li / Lee Yang who must be title contenders.

England

Gabrielle and Chris Adcock, the most consistent top 10 mixed pairing across the years, are coming!

Hong Kong

Hong Kong's mixed doubles former world #2 Tse Ying Suet / Tang Chun Man are headed for Sydney along with the always exciting Energizer Bunny prowess of Lee Cheuk Yiu in men's singles.

India

India set their sights on crowning themselves in women's and men's singles. They are led by former Australian Superseries champion Saina Nehwal, Olympic silver medallist PV Sindhu, and men's world #15 Sameer Verma.

2. PRESS RELEASE

Indonesia

ABO19 welcomes reigning men's doubles All England champions and twice former World Champs Hendra Setiawan / Mohammad Ahsan.

Indonesia are title threats across all three doubles categories. In particular, both top 10 mixed pairs Widjaja/Faizal and Oktavianti/Jordan are ones to watch.

Japan

Japan rostered every top ten player in their stable across four disciplines including all doubles. That alone accounts for almost 20 players! And they are bringing the rest of their top 20 too! Notably stars are reigning Asia Championship winners men's pair Endo/Watanabe, former World Champion Nozomi Okuhara, and current women's World Champion Nagahara / Matsumoto.

Korea

Former Australian Superseries winners Lee Yong Dae / Yoo Yeon Seong are reuniting for the ABO!

Korea have too many luminaries to mention. Men's doubles boasts former #1s Lee/Yoo and former World Champs Ko/Shin. Women's doubles has former All England women's champ Chang Ye Na, and mixed doubles has former Worlds silver medallist and Korean Masters winner Eom Hye Won.

Malaysia

Malaysia's Olympic silver medallists in men's and mixed doubles shall arrive with back up from All England men's finalists Aaron Chia / Soh Wooi Yik and Singapore Open mixed finalists Lai Pei Jing / Tan Kian Meng.

Thailand

Thailand's strength in singles will be on show. Former World Champion and world #1 Ratchanok Intanon is flanked by Japan Open men's runner-up Khosit Phetpradab and talented former top 10 men's pair Bodin Isara / Maneepong Jongjit.

3

2. PRESS RELEASE

About the Crown Group Australian Badminton Open:

The Open has been hosted in Sydney by Badminton Australia since 2012. It was upgraded to a Superseries level in 2014, forming part of the BWF's international 12-leg Superseries. From 2018 to 2021, it will be part of the BWF's World Tour Super 300 series. The first World Tour event was held at the Quaycentre Sydney Olympic Park from 08 to 13 May 2018.

Media enquiries:

Kate Tan, Media Manager, Crown Group Australian Badminton Open
0430 035 053
katett02@gmail.com

Website:

<http://www.australianbadmintonopen.com.au/>

Facebook:

<https://www.facebook.com/AusBadOpen/>

Instagram:

www.instagram.com/ausbadmintonopen/

Twitter:

<https://twitter.com/AusBadOpen>

Hashtag:

#ABO19 #CrownGroup #Yonex

4




3. RESULTS

EVENT	WINNER		RUNNERS-UP		SCORE
Mens Singles	JONATAN CHRISTINE	(INA)	ANTHONY GINTING	(INA)	21-17, 13-21, 21-14
Womens Singles	CHEN YUFEI	(CHN)	NOZOMI OKUHARA	(JPN)	21-15, 21-3
Mens Doubles	KO SUNG HYUN SHIN BAEKJ CHEOL	(KOR) (KOR)	TAKESHI KAMURA KEIGO SONODA	(JPN) (JPN)	21-11, 21-17
Womens Doubles	YUKI FUKUSHIMA SAYAKA HIROTA	(JPN) (JPN)	CHEN QINGCHEN JIA YIFAN	(JPN) (JPN)	21-10, 21-16
Mixed Doubles	Seung Jae Seo Chae Yujung	(CHN) (CHN)	PRAVEEN JORDAN MELATI OKTAVIANI	(INA) (INA)	21-15, 21-8

4. TOURNAMENT PHOTOS

4.1 VENUE SET UP



4. TOURNAMENT PHOTOS

4.1 VENUE SET UP



4. TOURNAMENT PHOTOS

4.2 MATCHES



4. TOURNAMENT PHOTOS

4.2 MATCHES



4. TOURNAMENT PHOTOS

4.3 PRESENTATIONS

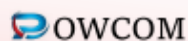


THANK YOU

THANK YOU TO THE CROWN GROUP AND ALL THE SPONSORS



CrownGroup



CROWN GROUP **AUSTRALIAN
BADMINTON
OPEN** SYDNEY OLYMPIC PARK
QUAYCENTRE | 4-9 JUNE

NATIONAL & INTERNATIONAL EVENTS



NATIONAL EVENTS

2018 Under 19 Championships and Team Event – July 2018

2018 Under 15 Championships and Team Event – Sept/Oct 2018

2019 Australian National Championships and Team Event – Feb 2019

2019 Australasian Under 17 Championships and Team Event – April 2019

INTERNATIONAL EVENTS

Australian Junior International & Asia Pacific Team Championships
– Sept 2018

South Australian International Series – Sept 2018

Li-Ning Sydney International Series – Sept 2018

Crown Group Australian Badminton Open – June 2019

PARA-BADMINTON

2018 Australian Para-Badminton International Championships & VICTOR Oceania
Para-Badminton Championships – Dec 2018

2019 Australian Para-Badminton Championships – June 2019



2018 Li-Ning Australian Under 19 Championships (incorporating the CP Maddern Team Event)

July 7-14, 2018

Tasmania

Event	Name	State/Country
Men's Singles Winner: Runner Up:	Peter Yan Kai Chen Teoh	VIC WA
Women's Singles Winner: Runner Up:	Zecily Fung Kelly Xu	NSW NSW
Men's Doubles Winner: Runner Up:	Kai Chen Teoh/Peter Yan Ross Audley/Ryan Venpin	WA/VIC VIC
Women's Doubles Winner: Runner Up:	Maggie Chan/Jodee Vega Majan Almazan/Nalini Kuhananha	NSW NSW/VIC
Mixed Doubles Winner: Runner Up:	Peter Yan/Maggie Chan Kai Chen Teoh/Kelly Xu	VIC/NSW WA/NSW
The Joy Twinning Sportsmanship Trophy	Jodee Vega	NSW
CP Maddern Team Trophy Winners	1. NSW Thunder 2. Victorian Rebels 3. Western Australia 4. South Australia	

2018 Li-Ning Australian Under 15 Championships (incorporating the VAL NESBITT Team Event)

Sept 28-Oct 4, 2018

Wharoonga NSW

Event	Name	State/Country
Men's Singles Winner: Runner Up:	Ricky Tang Otto Zhao	NSW VIC
Women's Singles Winner: Runner Up:	Sydney E Go Yuelin Zhang	VIC VIC
Men's Doubles Winner: Runner Up:	Kayson Goh & Jack Yu Ricky Tang & Otto Zhao	VIC/QLD NSW/VIC
Women's Doubles Winner: Runner Up:	Sydney E Go & Yuelin Zhang Priska Kustiadi & Aline Souksavat	VIC NSW/ACT
Mixed Doubles Winner: Runner Up:	Jack Yu & Yuelin Zhang Ricky Tang & Carina Sam	QLD/VIC NSW
The Jan & Ross Synot Sportsmanship Trophy	Carina Sam	NSW
Val Nesbitt Team Trophy	1. Victorian Rebels 2. NSW Thunder 3. South Australia 4. WA Wasps	

2019 Li-Ning Australian National Championships (incorporating the EDE CLENDINNEN Team Event)

February 24-March 1, 2019

Hobart, Tasmania

Event	Name	State/Country
Men's Singles Winner: Runner Up:	Jacob Schueler Peter Yan	VIC VIC
Women's Singles Winner: Runner Up:	Yingzi Jiang Hsuan-Yu (Wendy) Chen	VIC QLD
Men's Doubles Winner: Runner Up:	Matthew Chau & Ming Chuen Lim Lukas Defolky & Raymond Tan	VIC NSW
Women's Doubles Winner: Runner Up:	Setyana Mapasa & Gronya Somerville Sylvinna Kurniawan & Jennifer Tam	NSW / VIC NSW
Mixed Doubles Winner: Runner Up:	Simon Leung & Gronya Somerville Tran Hoang Pham & Sylvinna Kurniawan	QLD / VIC NSW
The Cliff Cut Sportsmanship Trophy	Rowan Henderson	TAS
Ede Clendinnen Shield Winners	<ol style="list-style-type: none"> 1. Victoria Smasher 2. QLD 3. Victoria Strikers 4. Tasmania 	

2019 Li-Ning Australasian Under 17 Championships (incorporating the June Bevan Team Event)

April 12 – 20, 2019

WA Satterley Hall, Locksley SA 5032

Event	Name
Men's Singles Winner: Runner Up:	Ricky Tang (NSW) Jack Yu (QLD)
Women's Singles Winner: Runner Up:	Angela Yu (QLD) Kaitlyn Ea (VIC)
Men's Doubles Winner: Runner Up:	Ricky Tang (NSW) & Otto Zhao (VIC) Kayson Goh (VIC) & Jack Yu (QLD)
Women's Doubles Winner: Runner Up:	Angie Lu (NSW) & Angela Yu (QLD) Carina Sam (NSW) & Yasmin Say (NSW)
Mixed Doubles Winner: Runner Up:	Jack Yu (QLD) & Angela Yu (QLD) Ricky Tang (NSW) & Kaitlyn Ea (VIC)
Val Nesbitt Trophy Sportsmanship Award	Yasmin Say (NSW)
June Bevan Team Trophy Winners	<ol style="list-style-type: none"> 1. Victorian Rebels 2. NSW Thunder 3. WA Wasps 4. South Australia

AUSTRALIAN JUNIOR INTERNATIONAL

Sept 13-16, 2018

Madeley Perth WA

Event	Name	State/Country
Men's Singles Winner: Runner Up:	Oscar Guo Kai Chen Teoh	NZ AUS
Women's Singles Winner: Runner Up:	Angela Yu Roanne Apalisok	AUS NZ
Men's Doubles Winner: Runner Up:	Kai Chen Teoh & Dacmen Vong Jason Lee & Jonathon Wong	AUS/NZ AUS
Women's Doubles Winner: Runner Up:	Maggie Chan & Jodee Vega Majan Almazan & Kaitlyn Ea	AUS AUS
Mixed Doubles Winner: Runner Up:	Adam Jeffrey & Roanne Apalisok Dacmen Vong & Janice Jiang	NZ NZ

ASIA PACIFIC TEAM CHAMPIONSHIPS

Sept 11-12, 2018

Madeley Perth WA

TEAM FINISHING ORDER	Name	State/Country
1	NZ Black	NZ
2	AUS Green	AUS
3	AUS Gold	AUS
4	NZ White	NZ

SOUTH AUSTRALIAN INTERNATIONAL

Sept 11-16, 2018 - WA Satterley Hall, Locksley SA 5032

Event	Name	State/Country
Men's Singles Winner: Runner Up:	Yu Igarashi Loh Kean Yew	Japan Singapore
Women's Singles Winner: Runner Up:	Natsuki Oie Ayumi Mine	Japan Japan
Men's Doubles Winner: Runner Up:	Akira Koga/Taichi Saito Danny Bawa Chrisnanta/Hee Yong Kai Terry	Japan Singapore
Women's Doubles Winner: Runner Up:	Erina Honda/Nozomi Shimizu Hung Yi-Ying/Tang Wan Yi	Japan Chinese Taipei
Mixed Doubles Winner: Runner Up:	Hee Yong Kai Terry/Putri Sari Dewi Kohei Gondo/Ayane Kurihara	Singapore Japan



Photo Credit: Richard Morton Photography

SYDNEY INTERNATIONAL

Sept 19-23, 2018 - Sydney

Event	Name	State/Country
Men's Singles Winner: Runner Up:	Riichi Takeshita Teck Zhi	Japan Malaysian
Women's Singles Winner: Runner Up:	Ayumi Mine Hung Yi-Ting	Japan Chinese Taipei
Men's Doubles Winner: Runner Up:	Hiroki Okamura & Masayuki Onodera Danny Bawa Chrisnanta & Hee Yong Kai Terry	Japan Singapore
Women's Doubles Winner: Runner Up:	Lee Chih Chen & Liu Chiao Yun Peng Li Ting & Yu Chien Hui	Chinese Taipei Chinese Taipei
Mixed Doubles Winner: Runner Up:	Tadayuki Urai & Rena Miyaura Danny Bawa Chrisnanta & Wong Jia Ying Crysta	Japan Singapore



Photo Credit: Luis Veniegra Photography

2018 Australian Para-Badminton International Championships

November 20-25, 2018

Leisuretime Centre, Geelong



MS SL 3

- 1  Pramod Bhagat [1]
- 2  Ukun Rukaendi [2]
- 3/4  Daisuke Fujihara [3]
- 3/4  Taku Hiroi





MS SL 4

- 1  Fredy Setiawan [2]
- 2  Sukant Kadam [1]
- 3/4  En-Chuan Yeh
- 3/4  Anand Kumar Boregowda [3/4]

MS SU 5

- 1  Suryo Nugroho [1]
- 2  Taiyo Imai [3]
- 3/4  Bartłomiej Mroz [2]
- 3/4  Wei Ming Tay





MS WH 1

- 1  Jung Man Choi [3/4]
- 2  Hiroshi Murayama
- 3/4  Osamu Nagashima [2]
- 3/4  Thomas Wandschneider [1]




MS WH 2

- 1  Ho Yuen Chan [2]
- 2  Jungjun Kim [1]
- 3/4  Daiki Kajiwara
- 3/4  Amir Levi [3]

WS SL 3

- 1  Manasi Girishchandra Joshi [1]
- 2  Noriko Ito
- 3/4  Asami Yamada [2]
- 3/4  Catherine Naudin

Extra K/O WS SL 4

- 1  Caitlin Dransfield
- 2  Anu Francis
- 3/4  Zashka Gunson

WS WH 1

- 1  Sarina Satomi [2]
- 2  Seung Suk Kim
- 3/4  Ikumi Fuke [1]
- 3/4  Etsuko Kobayashi



WS WH 2

- 1  Yuma Yamazaki
- 2  Rie Ogura
- 3  Dae Young Kim
- 4  Emmanuelle Ott

WS SL 4 + SU 5

- 1  Ayako Suzuki
- 2  Leani Ratri Oktika
- 3/4  Akiko Sugino
- 3/4  Tsz Huen Lam

Added Match WS SL 4

- 1  Khalimatus Sadiyah Sukohandoko
- 2  Mary Margaret Wilson

MD SL 3 - SL 4

- 1  Dwiyoiko Dwiyoiko [1]
 Fredy Setiawan
- 2  Pramod Bhagat
 Sukant Kadam
- 3/4  Taku Hiroi
 Katsuhiro Yamamoto
- 3/4  Tim Haller [3]
 Ukun Rukaendi

MD SU 5

- 1  Gen Shogaki
 Tetsuo Ura
- 2  Taiyo Imai
 Hironobu Kawabata
- 3  Sugil Abbas
 Suryo Nugroho
- 4  Gui Yu Pu
 En-Chuan Yeh

MD WH 1 - WH 2

- 1  Jung Man Choi [1]
 Jungjun Kim
- 2  Amir Levi [3]
 David Toupe
- 3/4  Kouhei Kobayashi [2]
 Hiroshi Murayama
- 3/4  Daiki Kajiware
 Mamoru Oe

WD SL 3 - SU 5

- 1  Leani Ratri Oktika [1]
 Khalimatus Sadiyah Sukohandoko
- 2  Noriko Ito
 Ayako Suzuki
- 3/4  Akiko Sugino [2]
 Asami Yamada
- 3/4  Caitlin Dransfield
 Mary Margaret Wilson

WD WH 1 - WH 2

- 1  Sarina Satomi
 Yuma Yamazaki
- 2  Ikumi Fuke
 Rie Ogura
- 3  Dae Young Kim
 Seung Suk Kim
- 4  Cynthia Mathez
 Emmanuelle Ott

XD WH 1 - WH 2

- 1  Jungjun Kim [3]
 Seung Suk Kim
- 2  Hiroshi Murayama [2]
 Rie Ogura
- 3/4  Osamu Nagashima [1]
 Yuma Yamazaki
- 3/4  Jung Man Choi
 Dae Young Kim

XD SL 3 - SU 5

- 1  Dwiyoiko Dwiyoiko [3/4]
 Leani Ratri Oktika
- 2  Guillaume Gailly
 Veronique Braud
- 3/4  Toshiaki Suenaga [1]
 Akiko Sugino
- 3/4  Fredy Setiawan [2]
 Khalimatus Sadiyah Sukohandoko

D SS 6

- 1  Man Kai Chu
 Chun Yim Wong
- 2  Yohei Hatakeyama
 Miles Krajewski
- 3  Luke Missen
 Jonathan Pratt
- 4  Kobie Jane Donovan
 Anthony Koedyk













Photo Credit: Richard Morton Photography

VICTOR Oceania Para-Badminton Championships 2018




MS WH 1

- 1  Richard Davis
- 2  Duke Trench-Thiedeman
- 3  Daniel O'Neil
- 4  Pradeep Hewavitharana





WS SL 3 + WS SL 4

- 1  Caitlin Dransfield
- 2  Anu Francis
- 3  Celine Vinot
- 4  Zashka Gunson





Singles SS 6

- 1  Luke Missen
- 2  Kobie Donovan
- 3  Iosefo Rakesa









MS WH 2

- 1  Grant Manzoney
- 2  Richard Engles
- 3  Benjamin Hasselman
- 4  Douglas Youlten





MS SL 3 + MS SL 4

- 1  Corrie Keith Robinson
- 2  Phonexay Kinnavong
- 3  Guy Harrison
- 4  Adam Torey-Toth





MD WH 1 - WH 2

- 1  Richard Davis
 Grant Manzoney
- 2  Richard Engles
 Pradeep Hewavitharana
- 3  Duke Trench-Thiedeman
 Douglas Youlten
- 4  Michael Colin McDonald
 Daniel O'Neil









Exhibition MD Standing

- 1  Guy Harrison
 Corrie Keith Robinson
- 2  Hayden Bogнар
 Adam Torey-Toth

Exhibition WD Standing

- 1  Anu Francis
 Celine Vinot
- 2  Caitlin Dransfield
 Zashka Gunson

XD SL 3 - SU 5

- 1  Corrie Keith Robinson
 Caitlin Dransfield
- 2  Phonexay Kinnavong
 Anu Francis
- 3  Hayden Bogнар
 Celine Vinot
- 4  Adam Torey-Toth
 Zashka Gunson

Exhibition Doubles SS 6





- 1  Anthony Koedyk
 Luke Missen
- 2  Kobie Donovan
 Iosefo Rakesa







Photo Credit: Badminton Photo

2019 Australian Para-Badminton Championships

June 29, 2019

Altona, Victoria



SL3 Singles - Men

- 1  Xay Kinnavong
- 2  Guy Harrison
- 3  Hayden Bogнар
- 4  Oliver Linton



SL4/SS6 Singles - Men

- 1  Ryan Kinner
- 2  Luke Timothy Missen
- 3  Adam Torey-Toth
- 4  Kaed Dawber




WH1 Singles - Women

- 1  Fiona Sing
- 2  Marinda Jones

SL3 Singles - Women

- 1  Celine Vinot
- 2  Amonrat Jamporn
- 3  Holly Skilbeck
- 4  Effie Abela





SS6 Singles - Women

- 1  Angelina Melki
- 2  Ateca Mataitoga
- 3  Maia Jones



SL4 Singles - Women

- 1  Anu Francis
- 2  Nikaiya Payne
- 3  Zashka Gunson









WH2 Singles

- 1  Grant Manzoney [1]
- 2  Brian Fitzpatrick [2]
- 3  Doug Youlten
- 4  Prima Nigam









WH1 Singles

- 1  Lochan Cowper
- 2  Richard Davis





SL3/4 SS6 Mens Doubles

- 1  Xay Kinnavong
 Ryan Kinner
- 2  Luke Timothy Missen
 Adam Torey-Toth
- 3  Guy Harrison
 Oliver Linton
- 4  Hayden Bogнар
 Anthony Koedyk

SL3/4 SS6 Doubles - Women

- 1  Anu Francis
 Zashka Gunson
- 2  Amonrat Jamporn
 Nikaiya Payne
- 3  Effie Abela
 Celine Vinot
- 4  Angelina Melki
 Holly Skilbeck









WH1/2 Doubles - Mixed

- 1  Duke Trench-Thiedeman
 Prima Nigam
- 2  Lochan Cowper
 Fiona Sing

SL3/4 SU5 SS6 Doubles - Mixed

- 1  Ryan Kinner [1]
 Anu Francis
- 2  Guy Harrison [2]
 Zashka Gunson
- 3  Adam Torey-Toth
 Amonrat Jamporn

WH1/2 Doubles-All Gender

- 1  Lochan Cowper [1]
 Grant Manzoney
- 2  Qambar Akhteyari
 Richard Davis
- 3  Duke Trench-Thiedeman
 Doug Youlten
- 4  Brian Fitzpatrick [2]
 Daniel O'Neil

SECTION 4 – FINANCIAL REPORT

For the Year Ended 30 June 2018



Photo Credit: Badminton Photo

BADMINTON AUSTRALIA LTD

A.B.N. 48 329 756 219

DIRECTORS' REPORT

The directors present their report on the company for the financial year ended 30 June 2019.

Information on Directors

The names of each person who has been a director during the year and to the date of this report are:

Geraldine Brown
Andrew Greenway
Loke Poh Wong
Paul Kern
Kevin Khaw
Julie McDonald – appointed 16th February 2019
Sofia Varelas – appointed 7th March 2019

Directors have been in office since the start of the financial year to the date of this report unless otherwise stated.

Andrew Greenway Acting CEO from 3 April 2018 until 5 August 2018.

Derek O'Leary CEO and Company Secretary from 7th August 2018 until 17th April 2019

Peter Roberts Acting CEO from 18th April 2019.

Julie McDonald Company Secretary from 17th April 2019.

The qualifications, experience and special responsibilities of each director are as follows:

Ms Geraldine Brown	Director
Qualifications	Bachelor of Vocational Education and Training, University of Tasmania
Skills and expertise	Geraldine was elected as President in October 2008 and has been on the Board since 1997. She has been an Australian representative player, an administrator of the sport in Tasmania and Nationally, a coach (Level 3) and a Team Manager of various Australian Teams including the Olympics and Commonwealth Games. Geraldine currently holds the positions of President for Oceania Badminton Confederation, and Vice President for BWF.
Special Responsibilities	Member of the High Performance Committees (Senior & Junior) & Audit and Risk Committee.

BADMINTON AUSTRALIA LTD
A.B.N. 48 329 756 219
DIRECTORS' REPORT

Andrew Greenway Director/President	
Skills and expertise	Andrew is from Brisbane and a HR Director with the Queensland Government. Andrew brings to the Board significant experience at management levels in the HR and payroll finance area as well as a significant background experience in badminton at all levels. Andrew is a Level 2 coach and has coached and managed State senior and junior teams. Andrew has previously been a national selector and tournament director for international badminton events, and is a national level referee. Andrew previously represented Queensland as a player.
Special Responsibilities	Member of the Court Officials Committee & Audit and Risk Committee

Paul Kern Director	
Skills and expertise	<p>Paul was elected to the Board at the November 2016 AGM. He is from Melbourne and runs a successful IT Computer Consultancy and Systems Integration business.</p> <p>Paul has been actively playing badminton since the age of 17, representing WA as an Under 21 and Senior for many years. Paul served on the committee of the Mountain Districts Badminton Association in Kilsyth for many years before taking a Board Member role at Badminton Victoria (BV) in 2010. In 2015 he became the President of BV. Paul has held the role of Chairman of Senior State Selectors for BV.</p>
Special Responsibilities	Member of the Para Badminton Committee, Events Committee, High Performance Committee, and Audit and Risk Committee.

Loke Poh Wong Director	
Qualifications	Bachelor of Engineering (Civil), Monash University Graduate Diploma of Management, Deakin University
Skills and expertise	Loke Poh is from Victoria and has been involved in badminton for more than 40 years as a player and administrator. He was on the Board of BV from 2002 holding to the post of Treasurer for four years and was elected President of BV in 2006. Loke Poh has a long association with the Monash University Badminton Club. He chairs the University Blues Committee and is involved with Australian University Sports. He is also the Board member of the Oceania Badminton Confederation and committee member of the Badminton World Federation (BWF) events working group. He is an active senior badminton player and medallist at events such as the World Masters and BWF World Senior Championships. He manages his own environmental consulting business.
Special Responsibilities	BA Event Director – Australian Badminton Open

BADMINTON AUSTRALIA LTD**A.B.N. 48 329 756 219****DIRECTORS' REPORT**

Kevin Khaw Director	
Qualifications	Bachelor of International Business, Flinders University. MA (International Studies), University of Adelaide MBA, University of Adelaide
Skills and expertise	Kevin was elected as Board Member in December 2017. As a player he has trained with the u/17s, u/19s and senior development squads in South Australia. He was Team Manager for the South Australian State Team from 2012-2017. Kevin is also an ambassador for Solibad; an international badminton charity organisation that is endorsed by many international players from all over the world.
Special Responsibilities	Strategic Plan

Julie McDonald Director	
Qualifications	Bachelor of Commerce – Deakin University Certified Practising Accountant – CPA Australia. Certificate IV Training and Assessment.
Skills and expertise	<p>Julie was appointed as a member of the Board in February 2019. She currently works as a Senior Business Manager and teaches accounting at the Gordon TAFE in Geelong. Julie has been involved in badminton for 50 years, including representing Australia for over 10 years. Julie's achievements have been multiple national singles, doubles and mixed champion, dual bronze medallist in Commonwealth Games in 1982 & 1986, and Silver Bowl singles and doubles champion. She is also involved in coaching locally and state level, mentoring, and been on various committees with Badminton Geelong and Badminton Victoria.</p> <p>Julie has a strong interest in junior development and is currently the chair of the Junior High Performance and the Audit and Risk Committee.</p>
Special Responsibilities	Chair of the Junior High Performance Committee Chair of the Audit and Risk Committee Committee member of the High Performance Committee

BADMINTON AUSTRALIA LTD
A.B.N. 48 329 756 219
DIRECTORS' REPORT

Sophia Varelas Director	
Qualifications	Masters of Law (LLM), Bachelor of Economics (Bec) (Accounting major) and Bachelor of Laws (LLB) Certified Practising Accountant – CPA Australia. Certificate IV Training and Assessment.
Skills and expertise	Sophia is a Partner of PwC. She is a practicing legal practitioner in taxation and dispute resolution. She has over 20 years of legal and commercial experience. Sophia currently sits on the Football Federation Victoria (FFV) Disciplinary Tribunal and Appeals Board and has a strong passion for all things sport. Sophia brings legal expertise along with governance and broad commercial experience, having worked with private, public, government, charities and not for profit organisations.
Special Responsibilities	Board legal and governance.

Meeting of Directors

The number of meetings of the board of directors held during the year ended 30 June 2019, and the numbers of meeting attended by each director were:

Board Member	Meeting Attended	Meetings Held
Geraldine Brown	6	6
Andrew Greenway	6	6
Paul Kern	6	6
Loke Poh Wong	5	6
Kevin Khaw	4	6
Julie McDonald	2	6
Sophia Varelas	1	6

BADMINTON AUSTRALIA LTD
A.B.N. 48 329 756 219
DIRECTORS' REPORT

Operating Results

The loss of the company for the financial year amounted to (\$3,917)

Significant Changes in the State of Affairs

There were no significant changes in the state of affairs for the 18/19 financial year.

Principal Activities

The principal activities of the company during the financial year are to provide widespread participation opportunities to increase the popularity of Badminton in Australia, conduct major international Badminton events and operate junior development and high performance programs.

No significant changes in the nature of the company's activities occurred during the financial year.

Events After the Reporting Date

No matters or circumstances have arisen since the end of the financial year which significantly affected or may significantly affect the operations of the company, the results of those operations, or the state of affairs of the company in future financial years.

Environmental Issues

The company's operations are not regulated by any significant environmental regulations under a law of the Commonwealth or of a state or territory of Australia.

Indemnification and Insurance of Officers and Auditors

No indemnities have been given or insurance premiums paid, during or since the end of the financial year, for any person who is or has been an officer or auditor of the company.

BADMINTON AUSTRALIA LTD
A.B.N. 48 329 756 219
DIRECTORS' REPORT

Auditors' Independence Declaration

The lead auditors' independence declaration in accordance with section 307C of the Corporations Act 2001, for the year ended 30 June 2019 has been received and is attached.

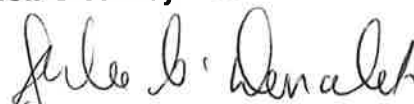
Signed in accordance with a resolution of the Board of Directors:

Director:



Andrew Greenway

Director:



Julie McDonald

Dated this day of



BADMINTON AUSTRALIA LTD
ABN 48 329 756 219
STATEMENT OF COMPREHENSIVE INCOME

For the year ended 30 June 2019

	Notes	2019 \$	2018 \$
Income			
Revenue and other income	2	1,990,065	2,116,321
Less			
Cost of Goods sold		(29,151)	-
Gross Profit		1,960,913	2,116,321
Expenditure			
Administration		(42,815)	(19,546)
Bad debts		(1,400)	-
Board costs		(6,518)	(8,861)
Contractor payments		(67,737)	-
Australian Open & event costs		(895,675)	(617,254)
Depreciation and amortisation		(954)	(1,250)
Employee benefits expense		(396,397)	(414,353)
Finance and legal		(35,155)	(9,000)
High performance programs		(240,728)	(297,320)
Insurance		(95,311)	(5,319)
Member services expenses		-	(40,634)
Occupancy expenses		(11,043)	(7,802)
Grants funding expenses		(158,403)	(299,841)
Special projects expenses		-	(234,025)
Sponsorship expenses		-	(150,000)
Subscriptions & licences		(9,622)	-
State tournaments		-	(16,371)
Total expenses		(1,961,757)	(2,121,576)
Profit/(loss) from operations		(844)	(5,255)
Other comprehensive income/(expense)		(3,073)	1,339
Unrealised foreign currency translation gain/(loss)			
Total comprehensive income/(loss) for the year		(3,917)	(3,916)

The above Statement should be read in conjunction with the accompanying notes and Significant Accounting Policies.

BADMINTON AUSTRALIA LTD
ABN 48 329 756 219
STATEMENT OF FINANCIAL POSITION
as at 30 June 2019

	Notes	2019 \$	2018 \$
Current assets			
Cash and cash equivalents	5	625,858	352,930
Trade and other receivables	6	331,070	174,343
Other current assets	7	-	1,214
Total current assets		956,928	528,487
Non-current assets			
Property, plant and equipment	8	260,000	260,954
Total non-current assets		260,000	260,954
Total assets		1,216,928	789,441
Current liabilities			
Trade and other payables	9	412,147	90,393
Borrowings	10	26,840	26,840
Provisions	11	10,045	34,712
Other current liabilities	12	419,333	256,862
Total current liabilities		868,364	408,807
Non-current liabilities			
Provisions	11	4,172	-
Borrowings	10	114,832	147,157
Total non-current liabilities		119,004	147,157
Total liabilities		987,368	555,964
Net assets		229,560	233,477
Equity			
Reserves	13	172,020	172,020
Retained earnings	14	57,540	61,457
Total equity		229,560	233,477

The above Statement should be read in conjunction with the accompanying notes and Significant Accounting Policies.

BADMINTON AUSTRALIA LTD
ABN 48 329 756 219
STATEMENT OF CHANGES IN EQUITY
For the year ended 30 June 2019

	Notes	Retained Earnings	Asset Revaluation Reserve	Total
		\$	\$	\$
Balance as at 1 July 2017		65,373	172,020	237,393
Surplus for the year 2017/18		(3,916)	-	(3,916)
Balance as at 30 June 2018		61,457	172,020	233,477
Surplus for the year 2018/19		(3,917)	-	(3,917)
Balance as at 30 June 2019		57,540	172,020	229,560

The above statement should be read in conjunction with the accompanying notes and Significant Accounting Policies.

BADMINTON AUSTRALIA LTD
ABN 48 329 756 219
STATEMENT OF CASH FLOWS
For the year ended 30 June 2019

	Notes	2019	2018
		\$	\$
Cash flows from operating activities			
Receipts from operations		1,930,528	2,783,742
Payments to suppliers and employees		(1,630,167)	(3,161,735)
Interest received		4,892	3,318
Net cash inflow/(outflow) from operating activities	16	305,253	(374,675)
Cash flows from investing activities			
Payments for plant and equipment		-	(954)
Net cash inflow/(outflow) from investing activities		-	(954)
Cash flows from financing activities			
Repayment of borrowings	16	(32,325)	(26,726)
Net cash inflow/(outflow) from financing activities		(32,325)	(26,726)
Net increase in cash and cash equivalents held		272,928	(402,355)
Cash and cash equivalents at beginning of the financial year		352,930	755,285
Cash and cash equivalents at end of the financial year	5	625,858	352,930

The above Statement should be read in conjunction with the accompanying notes and Significant Accounting Policies.

The financial statements are for Badminton Australia Limited as an individual company, incorporated and domiciled in Australia. Badminton Australia Limited is a not for profit Company limited by guarantee.

1 NOTE 1: SUMMARY OF SIGNIFICANT ACCOUNTING POLICIES

1.1 Basis of Preparation

The financial statements are general purpose financial statements that have been prepared in accordance with Australian Accounting Standards - Reduced Disclosure Requirements of the Australian Accounting Standards Board and the *Corporations Act 2001*, and the requirements of the *Australian Charities and Not-for-profits Commission Act 2012*.

Australian Accounting Standards set out accounting policies that the AASB has concluded would result in financial statements containing relevant and reliable information about transactions, events and conditions. Material accounting policies adopted in the preparation of these financial statements are presented below and have been consistently applied unless otherwise stated.

The financial statements have been prepared on an accruals basis and are based on historical costs, modified, where applicable, by the measurement at fair value of selected non-current assets, financial assets and financial liabilities.

1.2 Changes in Accounting Policies

Badminton Australia Limited has adopted the required new and revised Standards and Interpretations issued by the Australian Accounting Standards Board (AASB) that are relevant to the operations and effective for the accounting period beginning on or after 1 January 2018.

Badminton Australia Limited have applied the following new and revised Australian Accounting Standard, Interpretations and amendments for the accounting period beginning on or after 1 July 2018.

- AASB 9 Financial Instruments

Badminton Australia Limited has applied this revised Accounting Standard for the first time in the 2018/19 financial year. AASB 9 replaces AASB 139 Financial Instruments: Recognition and Measurement, and addresses the classification measurement and disclosure of financial assets and liabilities.

Financial assets and financial liabilities are recognised when the Company becomes a party to the contractual provisions of the instrument. For trade receivables the initial measurement is the transaction price if the trade receivable does not contain significant financing component or if the practical expedient was applied as specified in AASB 15 - *Revenue from Contracts with a customer*.

Financial assets are derecognised when the contractual rights to the cash flow from the financial asset expire, or when the financial asset and substantially all the risks and rewards are transferred. A financial liability is derecognised when it is extinguished, discharged, cancelled or expires.

The Standard also introduces a new impairment model that requires impairment provisions to be based on expected credit losses, rather than incurred credit losses.

1.2 Changes in Accounting Policies (cont)

Badminton Australia Limited has assessed the impact of adopting this new Standard and for year ended 30 June 2019. There is no material impact on the transactions and balances recognised in the financial statements, in particular

- Accounts receivables - current asset
- Trade and other payables - current liabilities

An explanation of how these new changes have affected the reported financial performance and any restated comparatives is given in Note 6.

There are some Accounting Standards and interpretations that have been issued but are not yet effective. Those Standards have not been applied in these financial statements, and will be implemented when they are effective. The Standard that may have a material impact upon the entity's future financial statements is:

- AASB 16 Leases

This new Standard is not expected to have a material impact upon Badminton Australia Limited future Financial Statements.

Accounting Policies

1.3 Revenue

Revenue is recognised in the Statement of Comprehensive Income when the amount of the revenue can be measured reliably, it is probable that the economic benefits associated with the transaction will flow to the Company and specific criteria relating to the type of revenue as noted below, has been satisfied

All revenue is stated net of the amount of Goods and Services Tax (GST).

Revenue is measured at the fair value of the consideration received or receivable and is presented net of returns, discounts and rebates.

Interest Revenue

Interest revenue is recognised when received.

Rendering of Services

Revenue in relation to rendering of services is recognised when the outcome of the services can be measured reliably. If this is the case then the stage of completion of the services is used to determine the appropriate level of revenue to be recognised in the period. If the outcome cannot be reliably measured then revenue is recognised to the extent of expenses recognised that are recoverable.

Grant Revenue

Non-reciprocal grant revenue is recognised in the Statement of Comprehensive Income when the entity obtains control of the grant and it is probable that the economic benefits gained from the grant will flow to the entity and the amount of the grant can be measured reliably.

If conditions are attached to the grant which must be satisfied before it is eligible to receive the funds, the recognition of the grant as revenue will be deferred until those conditions are satisfied.

When grant revenue is received whereby the entity incurs an obligation to deliver economic value directly back to the contributor, this is considered a reciprocal transaction and the grant revenue is recognised in the Statement of Financial Position as a liability until the service has been delivered to the contributor, otherwise the grant is recognised as income on receipt.

Other Income

Other Income is recognised on an accruals basis when the Company is entitled to it.

1.4 Property, Plant and Equipment

Each class of property, plant and equipment is carried at cost or fair value as indicated, less, where applicable, accumulated depreciation and impairment losses.

Land and Buildings

Land and buildings are measured at fair value. The property situated at Unit 15, 8 Techno Park Drive, Williamstown Victoria 3016, was revalued from \$210,000 to \$260,000 on 30 June 2017 by the directors following a market appraisal performed by Raine & Horne Williamstown.

1.4 Property, Plant and Equipment (cont)

Plant and Equipment

Plant and equipment is measured on the cost basis less depreciation and impairment losses.

The carrying amount of the fixed assets is reviewed annually by Directors to ensure it is not in excess of the recoverable amount from these assets. The recoverable amount is assessed on the basis of the expected net cash flows that will be received from the asset's employment and subsequent disposal. The expected net cash flows have been discounted to their present values in determining recoverable amounts.

Depreciation

Property, plant & equipment, is depreciated on a straight line basis over the assets useful life to the Company, commencing when the asset is ready for use.

Leased assets and leasehold improvements are amortised over the shorter of either the unexpired period of the lease or their estimated useful life.

The depreciation rates used for each class of depreciable assets are:

Class of Fixed Asset	Depreciation Rate
Plant and equipment	15 - 40%

The assets' residual values and useful lives are reviewed, and adjusted if appropriate, at the end of each reporting period.

Each asset class's carrying amount is written down immediately to its recoverable amount if the class's carrying amount is greater than its estimated recoverable amounts.

Gains and losses on disposals are determined by comparing proceeds with the carrying amount. These gains or losses are included in the Statement of Comprehensive Income. When revalued assets are sold, amounts included in the revaluation surplus relating to that asset are transferred to retained earnings.

1.5 Financial Instruments

Initial recognition and measurement

Financial assets and financial liabilities are recognised when the Company becomes a party to the contractual provisions of the financial instrument.

Financial instruments (except trade receivables) are initially measured at fair value plus transaction costs, except where the instrument is classified "at fair value through profit or loss", in which case transaction costs are expensed to profit or loss immediately. Where available, quoted prices in an active market are used to determine fair value. In other circumstances, valuation techniques are adopted.

Trade receivables are initially measured at the transaction price if the trade receivables do not contain significant financing component or if the practical expedient was applied as specified in AASB 15: *Revenue from Contracts with Customers*.

Classification and subsequent measurement

Financial liabilities are subsequently measured at fair value through profit or loss or amortised cost.

A financial liability is measured at fair value through profit or loss if the financial liability is:

- a contingent consideration or an acquirer in a business combination to which AASB 3: *Business Combinations* applies;
- held for trading; or
- initially designated as at fair value through profit or loss.

All other financial liabilities are subsequently measured at amortised cost using the effective interest method.

The effective interest rate is the internal rate of return of the financial asset or liability. That is, it is the rate that exactly discounts the estimated future cash flows through the expected life of the instrument to the net carrying amount at initial recognition.

1.5 Financial Instruments (cont)

Any gains or losses arising on changes in fair value are recognised in the Statement of Comprehensive Income to the extent that they are not part of a designated hedging relationship.

The change in fair value of the financial liability attributable to changes in the issuer's credit risk is taken to other comprehensive income and is not subsequently reclassified to profit or loss. Instead, it is transferred to retained earnings upon derecognition of the financial liability.

If taking the change in credit risk in other comprehensive income enlarges or creates an accounting mismatch, then these gains or losses should be taken to profit or loss rather than other comprehensive income.

A financial liability cannot be reclassified.

Financial assets are subsequently measured at amortised cost, fair value through other comprehensive income, or fair value through profit and loss.

Measurement is on the basis of two primary criteria:

- the contractual cash flow characteristics of the financial asset; and
- the business model for managing the financial asset.

A financial asset that meets the following conditions is subsequently measured at amortised cost:

- the financial asset is managed solely to collect contractual cash flows; and
- the contractual terms within the financial asset give rise to cash flows that are solely payments of principal and interest on the principal amount outstanding on specified dates.

A financial asset that meets the following conditions is subsequently measured at fair value through other comprehensive income:

- the contractual terms within the financial asset give rise to cash flows that are solely payments of principal and interest on the principal amount outstanding on specified dates; and
- the business model for managing the financial asset comprises both contractual cash flows collection and the selling of the financial asset.

By default, all other financial assets that do not meet the measurement conditions of amortised cost and fair value through other comprehensive income are subsequently measured at fair value through profit and loss.

The entity initially designates a financial instrument as measured at fair value through profit or loss if:

- it eliminates or significantly reduces a measurement or recognition inconsistency (often referred to as an "accounting mismatch") that would otherwise arise from measuring assets or liabilities or recognising the gains and losses on them on different bases;
- it is in accordance with the documented risk management or investment strategy and information about the groupings is documented appropriately, so the performance of the financial liability that is part of a group of financial liabilities or financial assets can be managed and evaluated consistently on a fair value basis; and
- it is a hybrid contract that contains an embedded derivative that significantly modifies the cash flows otherwise required by the contract.

The initial designation of financial instruments to measure at fair value through profit or loss is a one-time option on initial classification and is irrevocable until the financial asset is derecognised.

Derecognition

Derecognition refers to the removal of a previously recognised financial asset or financial liability from the Statement of Financial Position.

A liability is derecognised when it is extinguished. An exchange of an existing financial liability for a new one with substantially modified terms, or a substantial modification to the terms of a financial liability, is treated as an extinguishment of the existing liability and recognition of a new financial liability.

The difference between the carrying amount of the financial liability derecognised and the consideration paid and payable, including any non-cash assets transferred or liabilities assumed, is recognised in profit or loss.

A financial asset is derecognised when the holder's contractual rights to its cash flows expires, or the asset is transferred in such a way that all the risks and rewards of ownership are substantially transferred.

All the following criteria need to be satisfied for the derecognition of a financial asset:

- the right to receive cash flows from the asset has expired or been transferred;
- all the risks and rewards of ownership of the asset have been substantially transferred; and
- the entity no longer controls the asset

On derecognition of a financial asset measured at amortised cost, the difference between the asset's carrying amount and the sum of the consideration received and receivable is recognised in profit or loss.

1.5 Financial Instruments (cont)

The Company recognises a loss allowance for expected credit losses on:

- financial assets that are measured at amortised cost or fair value through other comprehensive income;
- lease receivables;
- contract assets

Loss allowance is not recognised for:

- financial assets measured at fair value through profit or loss

Expected credit losses are the probability-weighted estimate of credit losses over the expected life of a financial instrument.

A credit loss is the difference between all contractual cash flows that are due and all cash flows expected to be received, all discounted at the original effective interest rate of the financial instrument.

The Company uses the simplified approach as applicable under AASB 9.

The simplified approach does not require tracking of changes in credit risk at every reporting period, but instead requires the recognition of lifetime expected credit loss at all times. This approach is applicable to trade receivables and lease receivables. In measuring the expected credit loss, a provision matrix for trade receivables is used taking into consideration various data to get to an expected credit loss (i.e. delivery of its customer base, appropriate groupings of its historical loss experience, etc).

Recognition of expected credit losses in financial statements

At each reporting date, the Company recognises the movement in the loss allowance as an impairment gain or loss in the through other comprehensive income in the Statement of Comprehensive Income.

The carrying amount of financial assets measured at amortised cost includes the loss allowance relating to that asset.

Impairment

At the end of each reporting period, the Company assesses whether there is objective evidence that a financial instrument has been impaired.

1.6 Impairment of Assets

At the end of each reporting period, the Company reviews the carrying values of its tangible and intangible assets to determine whether there is any indication that those assets have been impaired. If such an indication exists, the recoverable amount of the asset, being the higher of the asset's fair value less costs to sell and value in use, is compared to the asset's carrying value. Any excess of the asset's carrying value over its recoverable amount is expensed to the Statement of Comprehensive Income.

Where the future economic benefits of the asset are not primarily dependent upon the asset's ability to generate net cash inflows and when the Company would, if deprived of the asset, replace its remaining future economic benefits, value in use is determined as the depreciated replacement cost of an asset.

Where it is not possible to estimate the recoverable amount of a class of assets, the Company estimates the recoverable amount of the cash-generating unit to which the class of assets belong.

Where an impairment loss on a revalued asset is identified, this is debited against the revaluation surplus in respect of the same class of asset to the extent that the impairment loss does not exceed the amount in the revaluation surplus for that same class of asset.

1.7 Employee Benefits

Short-term employee benefits

Liabilities for wages and salaries, including non-monetary benefits, annual leave and long service leave expected to be settled within 12 months of the reporting date are recognised in current liabilities in respect of employees' services up to the reporting date and are measured at the amounts expected to be paid when the liabilities are settled.

Other long-term employee benefits

The likelihood for annual leave and long service leave not expected to be settled within 12 months of the reporting date are recognised in non-current liabilities, provided there is an unconditional right to defer settlement of the liability. The liability is measured as the present value of expected future payments to be made in respect of services provided by employees up to the reporting date using the projected unit credit method. Consideration is given to expected future wage and salary levels, experience of employee departures and periods of service. Expected future payments are discounted using market yields at the reporting date on national government bonds with maturity and currency terms matching, as closely as possible, the estimated future cash outflows.

Contributions are made by the Company to an employee's superannuation fund and are charged as expenses when incurred.

1.8 Cash and Cash Equivalents

Cash and cash equivalents includes cash on hand, demand deposits and short-term investments which are readily convertible to known amounts of cash and which are subject to an insignificant risk of change in value.

1.9 Goods and Services Tax (GST)

Revenues, expenses and assets are recognised net of the amount of GST, except where the amount of GST incurred is not recoverable from the Australian Taxation Office (ATO). In these circumstances the GST is recognised as part of the cost of acquisition of the asset or as part of an item of expense. The net amount of GST recoverable from, or payable to, the ATO is included as part of receivables or payables in the Statement of Financial Position.

Cash flows are included in the Statement of Cash Flows on a gross basis, except for the GST component of cash flows arising from investing and financing activities which is recoverable from, or payable to, the ATO. The GST component of financing and investing activities which is recoverable from, or payable to, the ATO is classified as a part of operating cash flows. Accordingly, investing and financing cash flows are presented in the Statement of Cash Flows net of the GST that is recoverable from, or payable to, the ATO.

1.10 Income Tax

No provision for income tax has been raised, as the Company is exempt from income tax under Div 50 of the *Income Tax Assessment Act 1997*.

1.11 Provisions

Provisions are recognised when the Company has a legal or constructive obligation, as a result of past events, for which it is probable that an outflow of economic benefits will result and that outflow can be reliably measured. Provisions are measured at the present value of management's best estimate of the outflow required to settle the obligation at the end of the reporting year. The discount rate used is a pre tax rate that reflects current market assessments of the time value of money and the risks specific to the liability.

1.12 Comparative Figures

Where required by Accounting Standards, comparative figures have been adjusted to conform with changes in presentation for the current financial year.

1.13 Trade and Other Payables

Trade and other payables represent the liability outstanding at the end of the reporting period for goods and services received by the Company during the reporting period which remain unpaid. The balance is recognised as a current liability with the amounts normally paid within 30 days of recognition of the liability.

1.14 Critical Accounting Estimates and Judgements

The Directors evaluate estimates and judgements incorporated into the financial statements based on historical knowledge and best available current information. Estimates assume a reasonable expectation of future events and are based on current trends and economic data, obtained both externally and within the company.

1.15 Foreign Currency Transactions and Balances

Functional and Presentation Currency

The Company maintains a bank account in US dollars to hedge its foreign exchange risk. At balance date the bank account is stated in Australian dollars at the exchange rate prevalent at 30 June 2019.

Transactions and Balances

Foreign currency transactions are translated into Australian dollars using the exchange rates prevailing at balance date.

Exchange differences arising on the translation of monetary items are recognised in the Statement of Comprehensive Income.

1.16 Rounding and Comparatives

All amounts disclosed have been rounded to the nearest \$1 unless otherwise stated.

Notes	2019 \$	2018 \$
NOTE 2: REVENUE AND OTHER INCOME		
Operating revenue:		
- Membership fees	133,988	132,802
- Coaches accreditation fee	3,718	13,181
- Sales income	12,726	4,838
- Player contributions	22,911	52,154
Events income:		
- Australian open & events	872,119	616,659
- School shuttletime program	42,701	40,950
- Other events income	-	2,621
Grant income	793,338	1,087,343
Sponsorship	1,207	162,455
Other Income	102,464	-
	<u>1,985,172</u>	<u>2,113,003</u>
Other revenue		
Interest received	4,892	3,318
Total revenue	<u>1,990,065</u>	<u>2,116,321</u>

NOTE 3: LOSS FOR THE YEAR

Profit/(loss) from the continuing operations includes the following specific expenses:

Expenses		
- Depreciation of property, plant and equipment	954	1,250
- Unrealised loss on foreign currency translation	(3,073)	(1,339)
Increase/(decrease) in:		
- Annual leave provision	4,683	(9,641)
- Long service leave provision	7,338	(8,631)
Total other expenses	<u>9,901</u>	<u>(18,361)</u>

NOTE 4: AUDITORS REMUNERATION

- Audit of accounts	<u>4,500</u>	<u>4,500</u>
---------------------	--------------	--------------

NOTE 5: CASH AND CASH EQUIVALENTS

- ANZ Imprest account	271,891	113,674
- ANZ Australian events account	2	111
- ANZ Online saver account	165,363	51,347
- ANZ Cash management account	213	213
- ANZ Foreign US accounts	<u>188,389</u>	<u>187,585</u>
Balance per statement of cash flows	<u>625,858</u>	<u>352,930</u>

Reconciliation of cash

Cash and cash equivalents reported in the Statement of Cash Flows are reconciled to the equivalent items in the Statement of Financial Position as follows:

Cash and cash equivalents	<u>625,858</u>	<u>352,930</u>
---------------------------	----------------	----------------

	Notes	2019 \$	2018 \$
NOTE 6: TRADE AND OTHER RECEIVABLES			
Current			
- Trade receivables		113,447	170,478
- Other		217,623	3,865
		331,070	174,343

(a) Provision for impairment of receivables

Current trade and term receivables are non-interest bearing, and generally on 30 day terms. These receivables are assessed for recoverability and a provision for impairment is recognised when there is objective evidence that an individual trade or term receivable is impaired.

The Directors have determined that there are no receivables currently subject to impairment.

(b) Credit risk

The Company does not have any material credit risk exposure to any single receivable or group of receivables.

The following table details the Company's trade and other receivables exposed to credit risk (prior to collateral and other credit enhancements) with ageing analysis and impairment provided for thereon. Amounts are considered as 'past due' when the debt had not been settled within the terms and conditions agreed between the Company and the customer or counterparty to the transactions. Receivables that are past due are assessed for impairment by ascertaining solvency of the debtors and are provided for where there are specific circumstances indicating that the debt may not be fully repaid to the Company.

The balance of receivables that remain within initial trade terms (as detailed in the table are considered to be of high credit quality.

	Gross amount \$	Past due but not impaired (days overdue)			
		<30 \$	31-60 \$	61-90 \$	>90 \$
2019					
Trade and term receivables	113,447	88,697	23,980	220	550
Total	113,447	88,697	23,980	220	550

The Company does not hold any financial assets whose terms have been renegotiated, but which would otherwise be past due or impaired.

NOTE 7: Other non-financial assets

Current

- Prepayments	-	1,214
---------------	---	-------

NOTE 8: PROPERTY, PLANT, EQUIPMENT AND INTANGIBLE ASSETS

Land and Buildings

Williamstown Office Building

- At cost

- At Directors revaluation increment

Equipment

- At cost

- Less accumulated depreciation

Office furniture & equipment

- At cost

- Less accumulated depreciation

Total property, plant and equipment

Movements in carrying amounts

Movement in the carrying amounts for each class of property, plant, equipment and intangible assets between the beginning and the end of the current financial year.

2019

Balance at the beginning of the year

Depreciation expense

Carrying amount at the end of the year

2018

Balance at the beginning of the year

Additions at cost

Depreciation expense

Carrying amount at the end of the year

Notes	2019 \$	2018 \$
	190,000	190,000
	70,000	70,000
	260,000	260,000
	130,210	130,210
	(130,210)	(130,210)
	-	-
	68,626	68,626
	(68,626)	(67,672)
	-	954
	260,000	260,954

Buildings \$	Office Equipment \$	Total \$
260,000	954	260,954
	(954)	(954)
260,000	-	260,000
260,000	1,250	261,250
-	954	954
-	(1,250)	(1,250)
260,000	954	260,954

	Notes	2019 \$	2018 \$
NOTE 9: TRADE AND OTHER PAYABLES			
Current			
- Trade creditors		408,529	66,371
- Other amounts payable		3,618	14,390
- PAYG withholding payable		-	2,873
- GST payable		-	6,759
Total trade and other payables		412,147	90,393

The carrying amounts are considered to be a reasonable approximation of fair value.

NOTE 10: BORROWINGS

Current			
- Loan - Badminton World Federation		26,840	26,840
Non-current			
- Loan - Badminton World Federation		114,832	147,157
Total borrowings		141,672	173,997

Badminton Australia entered into an interest free loan arrangement on 21st September 2017 with the Badminton World Federation in the amount of \$187,884 (US\$150,000) repayable over a period of 7 years.

NOTE 11: PROVISIONS

Current			
- Provision for annual leave		6,879	10,735
- Provision for long service leave		3,166	23,977
		10,045	34,712
Non-current			
- Provision for long service leave		4,172	-
Total provisions		14,217	34,712

Provision for long term employee benefits

A provision has been recognised for employee entitlements relating to long service leave. In calculating the present value of future cash flows in respect of long service leave, the probability of long service leave being taken is based on historical data. The measurement and recognition criteria relating to employee benefits have been included in Note 1. Provision for employee benefits represents amounts accrued for annual leave, and long service leave. The current portion for this provision includes the total amount accrued for annual leave entitlements, and the amounts accrued for long service leave entitlements that have vested due to employees having completed the required period of service. Based on past experience, the Company does not expect the full amount of annual leave, or long service leave balances classified as current liabilities to be settled within the next 12 months.

However, these amounts must be classified as current liabilities since the Company does not have an unconditional right to defer the settlement of these amounts in the event employees wish to use their leave entitlement.

The non-current portion for this provision includes amounts accrued for long service leave entitlements that have not yet vested in relation to those employees who have not yet completed the required period of service.

In calculating the present value of future cash flows in respect of long service leave, the probability of long service leave being taken is based upon historical data. The measurement and recognition criteria for employee benefits have been discussed in Note 1.7.

Notes	2019 \$	2018 \$
NOTE 12: OTHER CURRENT LIABILITIES		
Accrued Expenses		
- Australian Open super series	107,000	45,357
- Other	7,745	9,000
Income received in advance	304,588	202,505
Total other current liabilities	419,333	256,862

NOTE 13: RESERVES

Asset revaluation reserve

- Opening balance for the year	172,020	172,020
- Revaluation of Williamstown property	-	-
Total asset revaluation reserve	172,020	172,020

NOTE 14: RETAINED EARNINGS

- Retained earnings at the beginning of the financial year	61,457	65,373
- Net profit/(loss) attributable to members of the Company	(3,917)	(3,916)
- Retained earnings at the end of the financial year	57,540	61,457

NOTE 15: RELATED PARTY TRANSACTIONS

Transactions between related parties are on normal commercial terms and conditions. These terms and conditions are no more favourable than those available to other parties unless otherwise stated.

Transactions with related parties:

- Consulting fees were paid to PE Consulting. This is a related business of Loke Poh Wong, who is a Director of the Company	22,000	50,000
- Accounting fees were paid to Julie McDonald who is a Director of the Company	3,045	-
	25,045	50,000

NOTE 16: CASH FLOW INFORMATION

Reconciliation of cash flow from operating activities:

Profit/(loss) from ordinary activities	(3,917)	(3,916)
Non-cash flows:		
- Depreciation	954	1,250

Changes in net assets and liabilities

- (Increase)/Decrease in trade and other receivables	(156,727)	733,034
- (Increase)/Decrease in prepayments	1,213	9,452
- Increase/(Decrease) in trade and other payables	321,754	(617,836)
- Increase/(Decrease) in provisions for employee entitlements	(20,495)	(18,272)
- Increase/(Decrease) in accrued charges	60,388	(416,090)
- Increase/(Decrease) in accrued income	102,083	(62,297)
	305,253	(374,675)

Changes in liabilities arising from financing activities

Loan - Badminton World Federation

- Opening balance	(173,996)	(187,884)
- Cash flows	32,325	26,726
- Other non-cash changes	-	(12,838)
	(141,671)	(173,996)

NOTES 17: EVENTS AFTER THE REPORTING PERIOD

No matters or circumstances have arisen since the end of the financial year which have significantly affected or may significantly affect the operations of the Company, the results of those operations, or state of affairs of the Company in future financial years.

NOTE 18: MEMBERS GUARANTEE

The Company is limited by guarantee. If the Company is wound up, the constitution states that each Member is required to contribute a maximum of \$1.00 each towards meeting any outstanding obligations of the Company. At 30 June 2019 the number of Members was 8 (2018: 8).

NOTE 19: STATUTORY INFORMATION

The Company is incorporated and domiciled in Australia.
The registered office of the Company is:

Badminton Australia Ltd
Unit 5, 18 Techno Park Drive
Williamstown Vic 3016.


BADMINTON AUSTRALIA LTD
A.B.N. 48 329 756 219
DIRECTORS' REPORT

The directors of the company declare that:

- 1) The financial statements and notes, as set out on pages 8 to 23, for the year ended 30 June 2019 are in accordance with the Corporations Act 2001 and:
 - (a) comply with Australian Accounting Standards and the Corporations Regulations 2001; and
 - (b) give a true and fair view of the financial position and performance of the company; and
 - (c) satisfy the requirements of the Australian Charities and Not-for-profits Commission Act 2012
- 2) In the directors' opinion, there are reasonable grounds to believe that the company will be able to pay its debts as and when they become due and payable.

This declaration is made in accordance with a resolution of the Board of Directors.

Director:



Andrew Greenway

Director:



Julie McDonald

Dated this day of



**INDEPENDENT AUDITOR'S REPORT
TO THE MEMBERS OF BADMINTON
AUSTRALIA LTD
A.B.N. 48 329 756 219**

Report on the Audit of the Financial Report

Opinion

We have audited the financial report of Badminton Australia Ltd, (the company) which comprises the statement of financial position as at 30 June 2019 and the statement of profit or loss and other comprehensive income and statement of cash flows and cash flow statement for the year then ended, and notes to the financial statements, including a summary of significant accounting policies and the directors' declaration.

In our opinion, the accompanying financial report of the company is in accordance with the Corporations Act 2001 and the Australian Charities and Not-for-profits Commission Act 2012, including:

- (i) giving a true and fair view of the company's financial position as at 30 June 2019 and of its financial performance for the year ended; and
- (ii) complying with Australian Accounting Standards, the Corporations Regulations 2001 and Division 60 of the Australian Charities and Not-for-profits Commission Regulation 2013.

Basis for Opinion

We conducted our audit in accordance with Australian Auditing Standards. Our responsibilities under those standards are further described in the Auditors' Responsibilities for the Audit of the Financial Report section of our report. We are independent of the company in accordance with the auditor independence requirements of the Corporations Act 2001 and the ethical requirements of the Accounting Professional and Ethical Standards Board's APES 110 Code of Ethics for Professional Accountants (the code) that are relevant to our audit of the financial report in Australia. We have also fulfilled our other ethical responsibilities in accordance with the code.

We confirm that the independence declaration required by the Corporations Act 2001, which has been given to the directors of the company, would be in the same terms if given to the directors as at the time of this auditors' report.

We believe that the audit evidence we have obtained is sufficient and appropriate to provide a basis for our opinion.

Responsibilities of Directors' for the Financial Report

The directors of the company are responsible for the preparation of the financial report that gives a true and fair view in accordance with Australian Accounting Standards and the Corporations Act 2001 and for such internal control as the directors determine is necessary to enable the preparation of the financial report that gives a true and fair view and is free from material misstatement, whether due to fraud or error.

In preparing the financial report, the directors are responsible for assessing the company's ability to continue as a going concern, disclosing, as applicable, matters related to going concern and using the going concern basis of accounting unless the directors either intend to liquidate the company or to cease operations, or have no realistic alternative but to do so.

**INDEPENDENT AUDITOR'S REPORT
TO THE MEMBERS OF BADMINTON AUSTRALIA LTD
A.B.N. 48 329 756 219**

Auditor's Responsibility for the Audit of the Financial Report

Our objectives are to obtain reasonable assurance about whether the financial report as a whole is free from material misstatement, whether due to fraud or error, and to issue an auditors' report that includes our opinion. Reasonable assurance is a high level of assurance, but is not a guarantee that an audit conducted in accordance with the Australian Auditing Standards will always detect a material misstatement when it exists. Misstatements can arise from fraud or error and are considered material if, individually or in the aggregate, they could reasonably be expected to influence the economic decisions of users taken on the basis of this financial report.

As part of an audit in accordance with the Australian Auditing Standards, we exercise professional judgement and maintain professional scepticism throughout the audit. We also:

- identify and assess the risks of material misstatement of the financial report, whether due to fraud or error, design and perform audit procedures responsive to those risks, and obtain audit evidence that is sufficient and appropriate to provide a basis for our opinion. The risk of not detecting a material misstatement resulting from fraud is higher than for one resulting from error, as fraud may involve collusion, forgery, intentional omissions, misrepresentations, or the override of internal control.
- Obtain an understanding of internal control relevant to the audit in order to design audit procedures that are appropriate in the circumstances, but not for the purpose of expressing an opinion on the effectiveness of the company's internal control.
- Evaluate the appropriateness of accounting policies used and the reasonableness of accounting estimates and related disclosures made by the directors.
- Conclude on the appropriateness of the directors' use of the going concern basis of accounting and, based on the audit evidence obtained, whether a material uncertainty exists related to events or conditions that may cast significant doubt on the company's ability to continue as a going concern. If we conclude that a material uncertainty exists, we are required to draw attention in our auditors' report to the related disclosures in the financial report or, if such disclosures are inadequate, to modify our opinion. Our conclusions are based on the audit evidence obtained up to the date of our auditors' report. However, future events or conditions may cause the company to cease to continue as a going concern.
- Evaluate the overall presentation, structure and content of the financial report, including the disclosures, and whether the financial report represents the underlying transactions and events in a manner that achieves fair presentation.

We communicate with the directors regarding, among other matters, the planned scope and timing of the audit and significant audit findings, including any significant deficiencies in internal control that we identify during our audit.

We also provide the directors with a statement that we have complied with relevant ethical requirements regarding independence, and to communicate with them all relationships and other matters that may reasonably be thought to bear on our independence, and where applicable, related safeguards.

**INDEPENDENT AUDITOR'S REPORT
TO THE MEMBERS OF BADMINTON AUSTRALIA LTD
A.B.N. 48 329 756 219**

From the matters communicated with the directors, we determine those matters that were of most significance in the audit of the financial report of the current period and are therefore the key audit matters. We describe these matters in our auditors' report unless law or regulation preclude public disclosure about the matter or when, in extremely rare circumstances, we determine that a matter should not be communicated in our report because the adverse consequences of doing so would reasonably be expected to outweigh the public interest benefits of such communication.

Name of Firm: **MORTON WATSON & YOUNG AUDIT PTY LTD**
Chartered Accountants

Name of Director: 
Kerpel S Harnam - Registered Company Auditor

Address: 51 Robinson Street, Dandenong Vic 3175

Dated this day of 28th October 2019

**AUDITOR'S INDEPENDENCE DECLARATION
UNDER SECTION 307C OF THE CORPORATIONS ACT 2001
TO THE DIRECTORS OF
BADMINTON AUSTRALIA LTD**

We hereby declare, that to the best of our knowledge and belief, during the financial year ended 30 June 2019 there have been:

- (i) no contraventions of the auditor independence requirements as set out in the Corporations Act 2001 in relation to the audit; and
- (ii) no contraventions of any applicable code of professional conduct in relation to the audit.

Name of Firm: **MORTON WATSON & YOUNG AUDIT PTY LTD**
Chartered Accountants

Name of Director: 

Kerpel S Harnam - Registered Company Auditor

Address: 51 Robinson Street, Dandenong Vic 3175

Dated this day of 28th October 2019

SECTION 5 – MEMBER REPORTS

STATE / TERRITORY ASSOCIATIONS





AUSTRALIAN CAPITAL TERRITORY BADMINTON ASSOCIATION INCORPORATED
ABN 51 436 937 463

Overview

This year has been a year of transition where a new executive committee was established. The new committee's focus has been to establish a new infrastructure in how ACTBA functions and addresses key emerging issues. The committee has engaged in strategic conversations with ACT clubs, ACT Government and Badminton Australia to address how ACTBA can improve participation and the quality of badminton across ACT.

Three (3) Key Achievements - during 1 July 2018 to 30 June 2019

1. ACT Open 2019 – saw a strong participation especially in the lower grades where an increase of female players was seen over previous years. Winners of the open grade was shared between ACT, NSW and Victoria.
2. Developing the operating model for the ACTBA executive committee to facilitate and deliver outcomes for ACT badminton clubs and the broader community.
3. ACTBA Executive committee have focussed on becoming more visible and interactive with all clubs and players throughout the year to improve the communication, administration and functionality of the Association.

Membership and registration

Category	Total number
Number of Associations	2
Number of Clubs	14
Full Active Members – Players	677
Full Active Members – Non-Players	0
Social Participants	n/a
Event Participants	869
Program Participants	5
School Participants	256

DETAILS OF TOTAL MEMBERS AND PARTICIPANTS	
Senior	548
Junior	385
Gender – Female	370
Gender – Male	534
Gender – Other	28 (<i>gender unspecified</i>)
Culturally & Linguistically Diverse (CALD)	<i>unknown</i>
Indigenous	<i>unknown</i>
Disability	1

State/Territory Open Championship Results (ACT Open)

Open Men's Singles

- 1 Anthony Joe
- 2 Jevin Nohea Donalda
- ³/₄ Adrian Reynardi
- ³/₄ Ryan Venpin

Open Women's Singles

- 1 Zhiyun Liu
- 2 Amelia Lowe
- ³/₄ Majan Almazan
- ³/₄ Jianqiao Li

Open Men's Doubles

- 1 Jevin Nohea Donalda / Anthony Joe
- 2 Pascal Souksavat / Ryan Venpin
- ³/₄ Aaron Chuah/Xing Huong Goh
- ³/₄ Adam Y Ee / Yong Hua Neo

Open Women's Doubles

- 1 Angie Liu / Zhiyun Liu
- 2 Majan Almazan / Kaitlyn Ea
- ³/₄ Jianqiao Li / Amelia Lowe
- ³/₄ Chun-Chia Chou / Lenny Permana

Open Mixed Doubles

- 1 Ryan Venpin / Kaitlyn Ea
- 2 Kevin Tam / Zhiyun Liu
- ³/₄ Arrick Jia Yang Ang / Celeste Lee
- ³/₄ Kijen Lew / Lenny Permana

Technical Officials - The number of technical officials per category as of 30 June 2019

Official Role	Total Number	BA Level 1	BA Level 2	BA Level 3	Oceania Accredited	Oceania Certificated	BWF Accredited	BWF Certificated
Referee	2	2						
Umpire	11	9		1	1			
Line Judge	5	2	1	1	1			

The number of technical officials representing the State in the period from 1 July 2018 to 30 June 2019 are:

Coaches - Number of accredited coaches as of 30 June 2019

Category	BA Community Coach (i.e. BWF Shuttle Time, BA Level 1)	BA Club Coach (i.e. BA Level 1A, BWF Level 1)	BA Development Coach (i.e. BA Level 2, BWF Level 2)	BA High Performance Coach (i.e. BA Level 3, BWF Level 3 / 4)	Total
Number of accredited coaches	0	7	2		9

Detail of coach education activity per category as of 30 June 2019

Category	BWF Shuttle Time	BA Level 1	BWF Level 1	BWF Level 2	Other	Total
Number of coaching courses held	0	0	0	0		0
Number of coaching workshops held	0	3	0	0		0
Number of attendees who completed the course	0	5	0	0		5

Detail of planned coach education activity for following year (30 June 2019 – 1 July 2020)

Category	BWF Shuttle Time	BA Level 1	BWF Level 1	BWF Level 2	Other	Total
Number of coaching courses planned	3	2	1	0		4

Development Activities

- Lining up Shuttle Time courses for teachers and players to increase available coaching
- Improving training opportunities at schools, arranging coaches for badminton-based PE lessons
- Advanced coaching for emerging local players
- Intra-club social competition to improve players and introduce social players who are reluctant to play in local tournaments.
- Arranging for interstate coaches to run classes in the ACT

Strengths and Weaknesses and Opportunities and Threats

Internal Strengths:

- New ACTBA committee is taking a longer-term strategy to bring up the grass roots of badminton in the ACT, targeting the school system and local government to provide training and opportunities for more players to participate in social and competitive forums.
- New business plan reflects 6 pillars to achieve our mission of 'advancing badminton for all'.
 - Improving coaching and training across schools and clubs
 - Enabling broader participation in competitions
 - Improve participation and sponsorship opportunities
 - Improve the availability of badminton courts across the ACT
 - Improve the way the ACTBA committee communicates with key stakeholders and the community
 - Promote and encourage improving how badminton is played at club level and in competition

Internal Weaknesses:

- Lack of placements in weekly badminton coaching classes for new and upcoming players
- Lack of genuine support (accountability and ownership) on the committee and local clubs
- Standard of competitions and participation (overall) has declined
- Availability of suitable badminton courts during peak hours across ACT (7-9 weekdays)

External opportunities:

- We have connected with local government on the topics of multipurpose sports halls to include badminton facilities.
- We have contacted the ACT Government teacher's coordinator, and now have access to government assistance in coordinating Shuttle Time and school-based training
- Targeting sponsorship opportunities to enable prize money for tournaments
- Introduce after-school badminton training for students

External threats:

- Local funding for other sports compared to badminton
- Availability of badminton courts in the ACT due to sports such as futsal, basketball, volleyball and other sports which hire the multi-sports halls. No dedicated badminton centres in the ACT.
- Lack of quality players competing in the ACT has seen a reduction in the overall player level

Areas where support is required from BA

- Funding towards coaching and development of ACT players
- Graded competitions towards National Rankings
- Encourage interstate players and coaches to come to the ACT
- Encourage badminton companies to open a dedicated badminton centre in the ACT

Future plans and recommendations

- Looking to implement an advanced training program for emerging ACT representative players
- ACTBA to subsidizing partial costs of our representative players, coaches and team managers to enable them to attend National Competitions.

Acknowledgements

List of Board Members / Key Staff

Name	Position	Email	Best contact number
Vikram Varma	President	actba.president@badmintonact.org.au	0412728301
Alan Kisbee	Vice President	VicePres@badmintonact.org.au	0401991456
Brideen Allen	Match Secretary	tournament@badmintonact.org.au	0410666541
Robynne Mah	Secretary	secretary@badmintonact.org.au	0450887789
Raymond Kan	Treasurer	treasurer@badmintonact.org.au	0412753138

Contact Details for the State organisation

PO Box 477, Belconnen ACT 2616

Emails: actba.president@badmintonact.org.au
secretary@badmintonact.org.au



Overview

Badminton NSW had another successful year with significant innovative achievements in implementing our participation programme in the private school network, and Sporting schools with a record number of primary schools engaging with us.

With the private school network, the Loreto Invitation teams event on Tournament Software saw a record 95 school teams competing each week in term 1. This was followed up with 2 Novice Team events which encompassed both public and private schools often oversubscribed.

We continued our emphasis on girls and women in sport engagement. The Girls Get Active twice-yearly programme with Sport NSW and Cumberland Council continues to grow in this event.

We held 2 Umpire courses and had 20 newly qualified umpires to assist with our local and International tournaments.

We then Celebrated Zecily Fung's bronze medal win at the Youth Olympic Games in Oct 2018. We had Zecily Fung, Jodee Vega and Ricky Tang selected for the World Juniors in Nov2018.

In March 2019, we held a National Accredited Referee's course with 11 candidates to meet the shortage of qualified referees.

In April 2019 we held another BWF Level 1 coaching course to up-skill many coaches working collectively with Badminton Oceania. We had to defer some candidates to next year's course.

Three (3) Key Achievements

NSW won the 2018 U19 CP Maddern Team trophy and we had many players achieve personal best performance in the U19 Nationals.

We then hosted the 2018 Sydney International with record number of 201 entries since its inception both from overseas players and nationally.

We followed up with hosting the Val Nesbitt Trophy and U15 Nationals the following week. It was pleasing that we were able to host the Regional Teams Event in conjunction with the Val Nesbitt.

Badminton NSW enjoys a good reputation in event management best practice. We value the opportunity to host national and international events with exposure of higher tiered BWF events to our state, and to increase the opportunity of local players participating in these major events

In Feb 2019 – Runze YAN & Jinjing QIN won the Australian National Championship title for Men's Singles, Women Singles and combining for the Mixed doubles

NSW Under 17 team won the 2019 June Bevan Trophy held in Adelaide.

We conducted the BWF Shuttle Time course to Teachers and this year, non-Department of Education teachers were allowed to participate in the workshop.

Membership and registration

Category	Total number
Number of Associations	14
Number of Clubs	65
Full Active Members – Players	2428
Full Active Members – Non-Players	220
Social Participants	12000
Event Participants	1550
Program Participants	4800
School Participants	1450

DETAILS OF TOTAL MEMBERS AND PARTICIPANTS	
Senior	1902
Junior	526
Gender – Female	450
Gender – Male	1978
Gender – Other	
Culturally & Linguistically Diverse (CALD)	1445
Indigenous	25
Disability	12

State/Territory Open Championship Results

2019 GOSEN New South Wales Open State Championships

Date 22 – 23 June 2019

Venue Sydney Olympic Park Sports Hall NSW 2127

Event	Winner	Runner-up
Open Grade Men's Singles	Adrian REYNARDI	Jayden WOON
Open Grade Women's Singles	Sylvinna KURNIAWAN	Tiffany HO
Open Grade Men's Doubles	Huai Dong TANG+ Tran Hoang PHAM	CHUNG Xien Choo+ Lukas DEFOLKY
Open Grade Women's Doubles	Sylvinna KURNIAWAN + Zhiyun LIU	Setyana MAPASA+ Irene GUNARTI KO
Open Grade Mixed Doubles	Tran Hoang PHAM + Sylvinna KURNIAWAN	Jack YU+ Angela YU
A Grade Men's Singles	Otto ZHAO	Lai Yin CHUNG
A Grade Women's Singles	Angela YU	Priska KUSTIADI
A Grade Women's Doubles	Angela YU + Angie LIU	Ming Wai CHUNG+ Cheuk Ling JONG
A Grade Mixed Doubles	Jack YU+ Angela YU	Ricky TANG+Majan ALMAZAN
B Grade Men's Singles	Austin CHEN	Lenni HOANG
B Grade Women's Singles	Priska KUSTIADI	Li Ann YAP
B Grade Men's Doubles	Dicky LIE+Daniel WONG	Dev BATRA+Deep BATRA
B Grade Women's Doubles	Charlotte MALAVAO+ Floria PANG	Sophia LIN+ Ella ZHAO
B Grade Mixed Doubles	LIU Yisi+Charlotte MALAVAO	Leong Kong HO+Xinrun XIONG

Technical Officials - The number of technical officials per category as of 30 June 2019

Official Role	Total Number	BA Level 1	BA Level 2	BA Level 3	Oceania Accredited	Oceania Certificated	BWF Accredited	BWF Certificated
Referee	10	7	1				1	
Umpire	38	26	4	4	1	2	1	
Line Judge	105	103			2			

The number of technical officials representing the State in the period from 1 July 2018 to 30 June 2019 are:

Coaches - Number of accredited coaches as of 30 June 2019

Category	BA Community Coach (i.e. BWF Shuttle Time, BA Level 1)	BA Club Coach (i.e. BA Level 1A, BWF Level 1)	BA Development Coach (i.e. BA Level 2, BWF Level 2)	BA High Performance Coach (i.e. BA Level 3, BWF Level 3 / 4)	Total
Number of accredited coaches	52	68	2	2	124

Detail of coach education activity per category as of 30 June 2019

Category	BWF Shuttle Time	BA Level 1	BWF Level 1	BWF Level 2	Other	Total
Number of coaching courses held	2				2 NSW Edu Dept	4
Number of coaching workshops held			1			1
Number of attendees who completed the course	16		16		12	44

Detail of planned coach education activity for following year (30 June 2018 – 1 July 2019)

Category	BWF Shuttle Time	BA Level 1	BWF Level 1	BWF Level 2	Other	Total
Number of coaching courses planned	2		1		2 NSW Edu Dept	5

Development Activities

- NSW state team juniors have a weekly program in preparation for each BA national age group carnival
- Introduction of the Sporting Schools programs in an extensive coverage in Sydney, Western Sydney and a few regional schools has some coaches trained but more urgently needed each term.

Seniors

- Increase Para-Badminton activity and awareness across the state partnering with Wheelchair Sports NSW
- Para-Badminton has been high on our agenda as we continue to work towards Tokyo 2020.
- Increased participation in organised Team event competition and Weekly League
- Revamped NSW Grading system circulated for many young adults and tournament participants with improvements for a more consistent organisers acceptance and rejection of players by grades.

Veterans

- 2 Additional team tournaments organised and response exceeds the number of courts available at venues.
- Pleasing to see more players competing outside the Sydney Metropolitan centres

- Northern Regional Challenge continues to grow with record number of teams again this year with rotation of host venues.

The Sporting Schools programme continues to be our lead initiative for the youth market and the continued expansion of this activity has been significant.

Strengths and Weaknesses and Opportunities and Threats

Internal Strengths:

We continue to develop and seek ways to engage recreational players and to continue to improve our badminton offer within this sector. Moving forwards, we will formulate strategies to nurture and develop these relationships into vibrant community centres.

An umpire mentoring programme to be introduced to maintain the growing interest of the newly qualified technical officials.

Expand the base of volunteers, coaches and technical officials to assist the Association activities.

Internal Weaknesses:

Facilities continue to be the greatest challenge with it being highly competitive (between sports) in multi-purpose sports centres.

Resources relying on time poor volunteers does hinder capacity to expand and grow our sport

Focus on getting lapsed coaching accreditation renewed has been a challenge.
Independent professional coaches not integrated into the BA program had been contacted for accreditation.

With a shared Badminton 18 court facility at Sydney Olympic Park Sports Hall, the largest threat at present is the 12-week Easter closure of the Sydney Olympic Park Sports Hall which impacts on the various Clubs and community without satisfactory affordable alternatives being available.

Funding for a development officer to service the members is planned.

Develop and deliver sustainable framework for regional schools and communities.

External opportunities:

Shuttle Time Teachers courses provide a real focus on attracting new players and having a fun pathway towards club and development programmes

Forged MOU partnership with 5 other sports for a Multi-sport stadium at the Roof of Westfield Car park in Chatswood. This is in consultation with the NSW Premier (local MP), Willoughby Council and Sentre Group progressive relationship resumed after NSW Premier re-elected.

A grant application for \$5million has been submitted to Office of Sport with full costings (approx. \$41 million) for a shared facility with potential 10 Basketball courts or 30 badminton courts.

External threats:

Facilities continue to be the greatest challenge with it being highly competitive (between sports) in multi-purpose sports centres.

Many high-profile sports have fulltime development officers who can attract and deliver programs to get school children and the community as potential members.

Areas where support is required from BA

Funding grant to match half-time payment for a development officer to service our members.

Revolutionise software implementation and training for managing our Operations in membership, coach education and tournaments activities without duplication of current state effort.

Future plans and recommendations

Implement innovative and targeted development programs through the NSW Government 2019 -2022 Future Directions plan which will:

- Assist in growing broader membership with diverse participation base in the sport to deliver greater number of registered players;
- Provide relevant support to Club/University/Council/Leisure Associations which best meets the development needs locally;
- Foster development of clubs and grassroots participation.
- Implement nationally recognised pathways for the development of coaches, technical officials and volunteers to retain and increase numbers trained with upgraded qualifications
- Formulate a plan to increase female participation and leadership in innovative programs.

Work to obtain exclusive use of a Badminton Centre in a Multi-Sports Hub in the next 3 years with the 5 Infrastructure Sport Specific Needs study projects with NSW Office of Sport.

Implement BWF Shuttle Time extensively and include Private providers for Sporting School and Community assignments

Acknowledgements

Badminton NSW acknowledges the continued annual financial grant support from the Office of Sport, a division of the NSW Premier's Department.

Principal badminton sponsor GOSEN Australia Pty Ltd

Other sponsors being Shuttle King (Aeroplane Shuttles), NBC and Kopycut Trophies.
Media support from The Sydney Morning Herald, Daily Telegraph, ABC radio, Radio 2AC (Australian Chinese), Nova Entertainment, Channel Nine and SBS is appreciated.

List of Board Members / Key Staff

<i>Name</i>	<i>Position</i>	<i>Email</i>	<i>Best contact number</i>
Carolyn Toh	President	ctohy@yahoo.com.au	0419 225 008
Tony Morgan	Vice-President	littlewookie5@gmail.com	0424 055 570
John Ling	Treasurer	jling88@bigpond.com	0418 962 646
Victoria Wang	Secretary	admin@badmintonnsw.org.au	0411 255 323
Michael Chan	Match Secretary	admin@badmintonnsw.org.au	0401 430 389
Toby Wong	Match Secretary	admin@badmintonnsw.org.au	0411 173 508
Michael Chen	Membership manager	membership@badmintonnsw.org.au	0430 166 688
Vincent Ng	Events and Grading	events@badmintonnsw.org.au	0402 049 293
Joseph Chu	Events and Grading	events@badmintonnsw.org.au	0421 131 626

Contact Details for the State organisation

Website: www.badmintonnsw.org.au
Postal address: P. O. Box 717, Willoughby NSW 2068
Telephone: (02) 9958 4733 / 0419 225 008
Email: admin@badmintonnsw.org.au



Northern Territory Badminton Assoc Inc. ANNUAL REPORT 2018-19



Overview

Badminton in the NT continues to be enjoyed by the various player clubs & groups as well as many non-registered players.

We continue to lack volunteers to help out, with the ever-increasing governance issues being covered by the same people that also support coaching, officiating, participation, venue maintenance etc.

This year we have started an inter club challenge, with players from Alice Springs travelling to Darwin in May and Darwin players travelling to Alice Springs in June. Both events were successful with players enjoying both on court & off court activities. Darwin players were able to participate in the Alice Springs Open & Alice Springs players were able to catch the end of the Arafura Games.

Our major achievement for the year was the reinstated Arafura Games, held 01-04 May 2019. The Arafura Games is a multi-sport event run by NT Major Events Company with some sports having ranking points including Olympic qualification associated with their events. Badminton saw teams from the NT, East Kalimantan, Papua, Guangzhou, Philippine, Cambodia, Malaysia & BA Juniors participating. Thank you to BA for their support and Loke Poh Wong & Peter Cocker for their guidance leading up to and during the event.

We also congratulate Lyn and Alice Springs Badminton Club on another successful Masters Games.

Three (3) Key Achievements - during 1 July 2018 to 30 June 2019

1. Successful running of the 2019 Arafura Games - Darwin
2. Commencement of an Intrastate Challenge event/s
3. Successful running of the 2018 Masters Games - Alice Springs





Membership and registration

Category	Total number
Number of Associations	
Number of Clubs	8 clubs & player groups
Full Active Members – Players	247
Full Active Members – Non-Players	4
Social Participants	133
Event Participants	0
Program Participants	3 Coaching Programs – 20 males & 8 females
School Participants	Yipirinya School - 50 students (30 boys & 20 girls) Sadadeen PS– 120 students (75 boys & 45 girls) McKillop Catholic College – 90 students Sanderson Middle School – 80 students Roseberry Primary School– 110 students St Johns College – 8 students

DETAILS OF TOTAL MEMBERS AND PARTICIPANTS	
Senior	163
Junior	59
Gender – Female	106
Gender – Male	116
Gender – Other	0
Culturally & Linguistically Diverse (CALD)	Data incomplete (124 identified including 46 Australians)
Indigenous	Data incomplete
Disability	Data not collected

State/Territory Open Championship Results

NT Open 2018

Date: 1-2 June 2018

Times: 9 am to 5 pm

Referee & Tournament Director: Fiona Dunbar-Smith

Umpires: Players & Parents plus dedicated umpires - Colly Aniceto, Simon Harvey, Steve Haskard, Russell Williams, James Delosa

Tournament Overview: 43 players, 59 entries, 97 matches, 20 events, 6 courts, 2 days

Results:

OMS	1	Andrew Harvey
	2	Karel Sykora
OMD	1	Andrew Harvey David Ingram
	2	Chris Robins Elysia Viravong
OXD	1	Elysia Viravong Andrew Harvey
	2	Aschara Makechai David Ingram
U19 S	1	Elysia Viravong
	2	James Delosa
MMS	1	Richard Lee
	2	Simon Harvey
MWD	1	Jenny Mead Noreen Ostojic
	2	Helen DeSilva Rosemary Wood
MXD	1	Fiona Dunbar –Smith Richard Lee
	2	Marion Davey Simon Harvey
AMS	1	James Delosa
	2	William Xu
AMD	1	James Delosa Richard Lee
	2	Chris Robins William Xu

BS	1	Zehou Li	
	2	Steve Binu	
GSA	1	Jessica Stark	
	2	Nikita Turnbull	
GSB	1	Jemma Stark	
	2	Samritha Bharanidharan	
BD	1	Ethan Jenik	Steve Binu
	2	Jakub Jenik	Andrei Dans
GD	1	Sneha Binu	Samritha Bharanidharan
	2	Alexa Dans	Nikita Turnbull
JXD	1	Jessica Stark	Ethan Jenik
	2	Jemma Stark	Nikita Turnbull

Alice Springs - Darwin Challenge

Alice Springs def Darwin – 05/05/2019, Darwin

Alice Springs def Darwin – 02/07/2019, Alice Springs




National Teams Participation

NT players participated in the following team events & Australian National Titles

Under 19 Championships & CP Maddern Trophy

Under 17 Championships & June Bevan Trophy


Australian National Championships & Ede Clendinnen Shield



Arafura Games 2019

Winners: 1st East Kalimantan, 2nd Philippine, 3rd Papua

Full Results can be found at http://ba.tournamentsoftware.com/sport/matches.aspx?id=43632194-1840-412A-983D-D033BE9D2461&d=20190501&fbclid=IwAR2nrhQzE9a391TxF57H6ifU02l07PqICMb33eFhl1LEWA8FIhs_jlcv24



Alice Springs Masters Games 2018

Teams Results can be found at

<https://www.tournamentsoftware.com/sport/winners.aspx?id=A6E2A5C3-5C63-4874-814C-C716314631CA>

Individuals Results can be found at

<https://www.tournamentsoftware.com/sport/winners.aspx?id=A0E20DC5-17CE-416A-90E5-DA34A79B94C5>



Technical Officials - The number of technical officials per category as of 30 June 2019

Official Role	Total Number	BA Level 1	BA Level 2	BA Level 3	Oceania Accredited	Oceania Certificated	BWF Accredited	BWF Certificated
Referee	0	0	0	0	0	0	0	0
Umpire	3	3	0	0	0	0	0	0
Line Judge	0	0	0	0	0	0	0	0

The number of technical officials representing the State in the period from 1 July 2018 to 30 June 2019 are:

- 1 umpire at National Age Championships
- 5 local umpires (unaccredited, 2 under assessment) at Arafura Games
- 1 local referee (under assessment) at Arafura Games

Coaches - Number of accredited coaches as of 30 June 2019

Category	BA Community Coach (i.e. BWF Shuttle Time, BA Level 1)	BA Club Coach (i.e. BA Level 1A, BWF Level 1)	BA Development Coach (i.e. BA Level 2, BWF Level 2)	BA High Performance Coach (i.e. BA Level 3, BWF Level 3 / 4)	Total
Number of accredited coaches	26	9	0	0	35

Detail of coach education activity per category as of 30 June 2019

Category	BWF Shuttle Time	BA Level 1	BWF Level 1	BWF Level 2	Other	Total
Number of coaching courses held	1	0	0	0	0	1
Number of coaching workshops held	0	0	0	0	0	0
Number of attendees who completed the course	2	0	0	0	0	2

Detail of planned coach education activity for following year (30 June 2019 – 1 July 2020)

Category	BWF Shuttle Time	BA Level 1	BWF Level 1	BWF Level 2	Other	Total
Number of coaching courses planned	On Demand	0	1	0	0	1

Development Activities

1. Junior & Senior training squads based in Darwin
2. Sporting Schools taking Shuttle Time into the schools
3. Shuttle Time training for school teachers to implement badminton as part of their physical education programme
4. Coaching Clinics held in remote centres (Alice Springs)

Strengths and Weaknesses and Opportunities and Threats

Internal Strengths:

1. Dedicated committee
2. Dedicated coaches
3. Junior & Senior squad session continue to be well attended (Darwin)
4. Sole use venue in Darwin allows for 24/7 badminton

Internal Weaknesses:

1. Heavy workload on small number of committee members
2. All committee members have one or more of – full time work, young family commitments, player commitments, coaching commitments, travel commitments
3. Increasing governance issues & expectations
4. Lack of development officer

External opportunities:

1. Participation in the 2021 Arafura Games
2. Participation in Interstate Tournaments, National Championships, Masters Games, Atlanta Jamboree etc
3. Possible new venue suitable to hold International events – proposal has been submitted to NT Government

External threats:

1. Possible loss of venue without an alternative leading to badminton moving back into schools & having to cohabit with other users at potentially more cost
2. Lack of sponsorship due to limited exposure in current venue
3. High cost of travel to participate in interstate tournaments, coaching clinics, coaching & court officials training & assessment etc

Areas where support is required from BA

1. Ongoing support on securing of an international standard badminton facility
2. Ongoing support in the organizing of another successful Arafura Games
3. Ongoing support in coach and court official training and assessment

Future plans and recommendations

1. Promoting the need for the purpose-built badminton stadium in the proposed MISC (Marrara Indoor Sports Centre)
2. Investigate the possible expansion into para sport
3. Continue Shuttle Time exposure & potential interschool competition in both Darwin & Alice Springs
4. Support members to complete and/or upgrade their coaching and officiating qualifications.

Acknowledgements

1. Badminton Australia
2. NT Government
3. Volunteer NTBA committee
4. Volunteer coaches, court officials, managers, fundraising coordinators etc

List of Board Members / Key Staff

<i>Name</i>	<i>Position</i>	<i>Email</i>	<i>Best contact number</i>
Rodney Pearce	Interim President Public Officer	arbingerghost@gmail.com president@ntbadminton.org.au	0410 847 618
Lyn Ansell	Secretary	admin@ntbadminton.org.au	0434 932 255
Fiona Dunbar-Smith	Treasurer	accounts@ntbadminton.org.au	0403 830 284
Karel Sykora	General Committee	Karel.sykora7@gmail.com	0400 556 235
Bev Porter	General Committee	BevPorter08@gmail.com	0458 569 128

Contact Details for the State organisation

N.T. Badminton Association Inc
 21 Albatross Street, Winnellie, NT 0828
 PO Box 4413, Darwin, NT 0801
 0468 744 278
admin@ntbadminton.org.au
[http:// ntbadminton.org.au](http://ntbadminton.org.au)



QUEENSLAND BADMINTON ASSOCIATION INC
ABN 58 026 692 361

Overview

Badminton exposure has continued to increase throughout the state with over 8000 school children (separate to sporting schools) being involved in school programs, regional sports tours and Come and Try's.

Participation in tournaments continues to be very good with participation in the front half of 2019 being at record levels.

Queensland athletes have continued to shine in junior, senior and para badminton competitions in both Australian and in the Oceania Championships.

It was also great to see our 2019 Qld Open finish second in the 2019 Ede Clendinnen Shield in Hobart.



QLD Open team

Membership and registration

Category	Total number
Number of Associations	<i>There are 7 entities affiliated to Queensland Badminton Association Inc direct including three Regional Associations</i>
Number of Clubs	<i>The three Associations have 17 affiliated clubs.</i>
Members – Players includes both competition and social and all have paid a membership fee.	
School Participants	<i>Please refer to development</i>

DETAILS OF TOTAL MEMBERS AND PARTICIPANTS	
Senior	895
Junior	143

This is our data as at 30/06 but our main reconciliation period is 31/12.

State/Territory Open Championship Results

Throughout the year there were many competitions conducted in Queensland. These were successful and had good participant numbers. A big thank you to the players who supported these events and volunteers for making these events possible. Results for the Qld Graded Championships held across three dates and the Qld Open Championships are detailed below. The Queensland Open titles resulted in the titles being shared between seven players. Jessica Lim won two titles and the Women's Doubles with Deyanira Angula Chinas and the Mixed Doubles with Ashley Moss.

2018 Qld Graded Badminton Championships 30 September 2018

Brisbane State High School

Event	Pos.	Name
MD 35 Combined Mens	1	Marcus Chan + Gary Lo
	2	Sumit Puri + Rejeesh Varghese
MD B	1	Edward Wang + Shaun Yong
	2	Yee Lam + Khanh Nguyen
MD C 45 years plus	1	John Chen + Xay Kinnavong
	2	Andrew Kinge + Peter Lawrance
MS 35 A/B Grade	1	Mason Nasavanh
	2	Yee Lam
MS 40 C Grade	1	Xay Kinnavong
	2	Errol Vickers
MS B	1	Jia Lin (Kevin) Guo
	2	Zheng Yu Ng
WD 35 Combined Womens	1	Tu Nguyen + Yosephine Tjoeng
	2	Tracy Shahin + Phyllis Stovell
WD B	1	Wendy Chan + Serena Tas
	2	Tu Nguyen + Tam Anh Ngoc Vo
WS B	1	Wendy Chan
	2	Kailin She
XD 35 Combined Mixed	1	John Chen + Felicia Goh
	2	Alex Djaja + Yosephine Tjoeng
XD B	1	Mason Nasavanh + Wendy Chan
	2	Yi-Hong Chiou + Wan Yu Vicky Lee
XD C 35 years plus	1	John Chen + Felicia Goh
	2	Peter Lawrance + Tracy Shahin

2018 Qld Graded Championships A, C and D Grade 6 - 7 October 2018,

Brisbane State High School

Event	Pos.	Name
B/C Mens Doubles	1	U Shen Kam + Anthony Pham
	2	Chunwei (Wade) Chen + Ren-Kai (Kyle) Zheng
B/C Mixed Doubles	1	William Tai + Jessica Dermawan
	2	Anthony Pham + Linh Chau
BS U15	1	Emphraim Stephen Sam
	2	Emmanuel Stephen Sam
BS U17/19	1	Jack Yu
	2	Ken Richardson

GS U17/19	1	Angela Yu
	2	Angie Liu
MD A	1	Michael Chappell + Alex Tai
	2	Kevin Chang + Zhao Jie Stanley Chiong
MD C	1	Mirisage Tharanga Fernando + U Shen Kam
	2	John Chen + Raj Sharma
MD D	1	Tristan Rogers + Christopher Wong
	2	Innocent Onaiwu + Fergus Smith
MS A	1	Zhao Jie Stanley Chiong
	2	Jack Yu
MS C	1	Jed Maybury
	2	Jonathan Woo
MS D	1	Emmanuel Stephen Sam
	2	Jacobus Meyer
WD A	1	Angie Liu + Angela Yu
	2	Chiao Ling (Winnie) Cheng + Fangying Yang
WD C	1	Wan Yu Vicky Lee + Tam Anh Vo
	2	Meow Chen + Jessica Dermawan
WD D	1	Linh Chau + Crystal Nguyen
	2	Jocelyn Chen + Starr Lee
WS A	1	Angela Yu
	2	Angie Liu
WS C	1	Tam Anh Vo
	2	Meow Chen
WS D	1	Crystal Nguyen
	2	Anita Chow
XD A	1	Jack Yu + Angela Yu
	2	Yi-Hong Chiou + Nuan-Hwey (Amy) Hung
XD C	1	Jonathan Woo + Queenie Ng
	2	Adam Hinde + Felicia Goh
XD D	1	William Lee + Jocelyn Chen
	2	Taylor Laisarini + Jacobus Meyer
XD U17/19	1	Jack Yu + Angela Yu
	2	Ken Richardson + Angie Liu

2018 Yonex Qld Open 20 - 21 October 2018

Wavell State High School

Event	Pos.	Name
MD	1	Mitchell Wheller + Kaw Yi Suen
	2	Ci Yong (Charles) Chua + Bill Wang
MD A/B	1	Ken Richardson + Jack Yu
	2	Yi-Hong Chiou + Donald Ho
MS	1	Wesley Caulkett
	2	Adip Nayak
WD	1	Deyanira Angulo Chinas + Jessica Lim
	2	Grace Ngiam + Angela Yu
WD A/B	1	Belinda Dijong + Erina Imai
	2	Nuan-Hwey (Amy) Hung + Joellyn Toh
WS	1	Angela Yu
	2	Melinda Sun
XD	1	Ashley Moss + Jessica Lim
	2	Angela Yu + Jack Yu
XD A/B	1	Ken Hoc Lam + Erina Imai
	2	Yi-Hong Chiou + Wan Yu Vicky Lee



Jessica Lim

Coaches - Number of accredited coaches as of 30 June 2019

Category	BA Community Coach (i.e. BWF Shuttle Time, BA Level 1)	BA Club Coach (i.e. BA Level 1A, BWF Level 1)	BA Development Coach (i.e. BA Level 2, BWF Level 2)	BA High Performance Coach (i.e. BA Level 3, BWF Level 3 / 4)	Total
Number of accredited coaches	154	12	2		168

Detail of coach education activity per category as of 30 June 2019

Category	BWF Shuttle Time	BA Level 1	Number of Attendees
Number of coaching courses held		3	40
Number of coaching workshops held		1	13

Development Activities

Qld Badminton Association has continued to assist in the implementation of badminton in schools. In 2018-2019 there were 27 schools visited and over 4250 school children introduced to badminton (these are not Sporting Schools). This work was undertaken across 4 regions.

There were also seven sports tours conducted throughout country Queensland with over 3460 students having the opportunity to do badminton. These tours were conducted across five regions Toowoomba/Warwick and surrounds, Wide Bay, Hervey Bay, North Queensland, and Central Queensland.

Queensland Badminton Association has also been involved in Come and Try's with over 350 participants at schools. This is in addition, to Come and Try's conducted by Associations or clubs.

Queensland Badminton Association continues to support school-based badminton competitions and there were in excess of 950 participants in school managed competitions during 2018- 2019 (more than 95 percent were female). QBA has taken an active role in training coaches for school teams. Several former junior players have completed coaching courses conducted by QBA and has since been engaged by schools.

Future plans and recommendations

Queensland Badminton Association is continuing to look for opportunities to establish new clubs in Country Queensland. This is very challenging in country areas where indoor facilities are often in short supply.

Acknowledgements

The Queensland Badminton Association is proudly supported by the Queensland Government. The Queensland Government have been our major contributor for a number of years, and the funding they provide allows us to do vital development work with schools, to introduce badminton to regional areas where it is currently not played and offer courses to our members. In addition, in 2018-2019 the Association was lucky enough to be supported by Yonex Australia/New Zealand.

The Queensland Badminton Association would also like to acknowledge the wonderful support of volunteers that run clubs, Association and activities throughout Queensland.

List of Board Members / Key Staff

<i>Name</i>	<i>Position</i>
<i>Christine Luck</i>	<i>President</i>
<i>Tristan Clow</i>	<i>Secretary</i>
<i>Bob Braid</i>	<i>Treasurer</i>
<i>Karen Davey</i>	<i>Board Member</i>
<i>Errol Vickers</i>	<i>Board Member</i>
<i>Terence Cheong</i>	<i>Board Member</i>
<i>Johnny Liu</i>	<i>Development Officer –and casuals as required.</i>

Contact Details for the State organisation

Queensland Badminton Association Inc
 PO Box 1248
 Carindale Qld 4152
secretary@qba.net.au

Website www.qba.net.au



SOUTH AUSTRALIAN BADMINTON ASSOCIATION INC
ABN 25 551 431 408

Overview

During this period, Badminton SA initiated a revision of both the Constitution and the Strategic Plan. The Member Protection Policy incorporating a Child Safe component, was drafted and adopted. Badminton SA has adopted the Good Sports policies and is a Level 3 Good Sports Club, committed to providing a positive, healthy and family friendly sporting experience for all and contributing to reducing alcohol and smoking related harm in the community. Badminton SA hosted the June Bevan and U17 Australasian Championships in April, which provided a fantastic opportunity for our members and the wider community, to view some high-level performances by juniors from Australia and New Zealand. The SA International was held at the Titanium Security Arena and again the members and wider community were able to witness very high-level badminton games by competitors from all over the world. Our Development Officer initiated visits to regional areas to run Come 'n' Try sessions and Shuttle Time courses. SA currently have 10 community shuttle time coaches A school holiday clinic was run and proved very successful. Badminton SA welcomed a new regional club on board.

Three (3) Key Achievements - during 1 July 2018 to 30 June 2019

- June Bevan & U17 Australasian nationals held in SA
- Record number of Sporting School programs conducted in over 25 schools
- SA International had record number of entries
- SA Para-Badminton players claimed a vast majority of titles at the Australian Para-Badminton nationals; Ryan Kinner, Anu Francis, Zashka Gunson, Nikaiya Payne, Angelina Melki & Richard Davis

Membership and registration

Category	Total number
Number of Associations	5
Number of Clubs	12
Full Active Members – Players	1208
Full Active Members – Non-Players	7
Social Participants	200+
Event Participants	420+
Program Participants	300+
School Participants	8,000+

DETAILS OF TOTAL MEMBERS AND PARTICIPANTS	
Senior	1,080
Junior	141
Gender – Female	467
Gender – Male	754
Gender – Other	
Culturally & Linguistically Diverse (CALD)	
Indigenous	5
Disability	12

State/Territory Open Championship Results

SA OPEN

MEN'S SINGLES	Stuart Rowlands	def	Shaurya Madaan
LADIES SINGLES	Talia Saunders	def	Catrina Tan
MEN'S DOUBLES	Gavin Ong/Stuart Rowlands	def	Andy Xie An/Harris Ko
LADIES DOUBLES	Linh Nhat Nguyen/Huong Vang	def	Dania Nugroho/Catrina Tan
MIXED DOUBLES	Harris Ko/Huong Vang	def	Stuart Rowlands/Leena Bou

Technical Officials - The number of technical officials per category as of 30 June 2019

Official Role	Total Number	BA Level 1	BA Level 2	BA Level 3	Oceania Accredited	Oceania Certificated	BWF Accredited	BWF Certificated
Referee	0							
Umpire	14							
Line Judge	12							

Coaches - Number of accredited coaches as of 30 June 2019

Category	BA Community Coach (i.e. BWF Shuttle Time, BA Level 1)	BA Club Coach (i.e. BA Level 1A, BWF Level 1)	BA Development Coach (i.e. BA Level 2, BWF Level 2)	BA High Performance Coach (i.e. BA Level 3, BWF Level 3 / 4)	Total
Number of accredited coaches	6	10	3	0	19

Detail of coach education activity per category as of 30 June 2019

Category	BWF Shuttle Time	BA Level 1	BWF Level 1	BWF Level 2	Other	Total
Number of coaching courses held	2	0	0	0		2
Number of coaching workshops held	2	0	0	0		2
Number of attendees who completed the course	12	0	0	0		12

Detail of planned coach education activity for following year (30 June 2018 – 1 July 2019)

Category	BWF Shuttle Time	BA Level 1	BWF Level 1	BWF Level 2	Other	Total
Number of coaching courses planned	3+	1	0	0		3

Development Activities

Badminton SA ran 3 Shuttle Time courses over this period including regional areas.

A coach education session was conducted, and a First aid course provided for members to attend.

Our court officials had the chance to officiate at both the U17 national event and the SA International.

Increased coverage of Come 'N' Try sessions into inner country areas

Completed development of new website linking it with Facebook

Increase of all social media to include Instagram and twitter

Major ongoing sponsorship obtained

Strengths and Weaknesses and Opportunities and Threats

Internal Strengths:

Membership stability
Skillsets of board members
Resilience
Attitude towards modernisation

Internal Weaknesses:

Lack of marketing skills on the board
Recruitment and retention of volunteers
Lack of elite talent progressing through the sport

External opportunities:

Local government grant schemes such as sporting surfaces
Online presence

External threats:

Reduction in state level funding
Modernisation of other venues and sports around us

Areas where support is required from BA

We require advice regarding funding opportunities. Our state funding is being reduced and will come under more pressure in 2020. We require open communication from BA in all respects, this has been lacking this year.

Future plans and recommendations

Continue to increase our come'n'try sessions especially in regional areas
Formulate a policy for state coaches, state squads and state team requirements
Continue to increase our sporting schools coverage

Acknowledgements

City of West Torrens
Orafon for their assistance with the SA International
Badminton Oceania for their assistance with the SA International
SkyCity

List of Board Members / Key Staff

Name	Position	Email	Best contact number
<i>Simon Oaten</i>	<i>President</i>	<i>oatense@gmail.com</i>	<i>0434624810</i>
<i>Supattra Hom-On</i>	<i>Vice President</i>	<i>supattra@hotmail.com</i>	<i>0403475558</i>
<i>Jessica Wainwright</i>	<i>Board Member</i>	<i>jessica.wainwright@sanfl.com.au</i>	<i>0401511341</i>
<i>Pivian Sim</i>	<i>Board Member</i>	<i>pivian.sim@outlook.com</i>	<i>0405598887</i>
<i>Siang Wei Gan</i>	<i>Board Member</i>	<i>gansiangwei@gmail.com</i>	<i>0404499474</i>
<i>Steve Wynniatt</i>	<i>Board Member</i>	<i>steve@hhcit.com.au</i>	<i>0414401324</i>
<i>Vicentiu Todoran</i>	<i>Board Member</i>	<i>todvy001@yahoo.com.au</i>	<i>0410821707</i>
<i>Sharon Riggs</i>	<i>Secretary</i>	<i>badmintonSA@bigpond.com</i>	<i>0400484592</i>
<i>Amy Allman</i>	<i>Bookkeeper</i>	<i>amylallman@gmail.com</i>	
<i>Callum Dunk</i>	<i>Development Officer</i>	<i>development@badmintonSA.com</i>	<i>0434295905</i>

Contact Details for the State organisation

Secretary - Sharon Riggs badmintonSA@bigpond.com

Development Officer - Callum Dunk development@badmintonSA.com

<https://www.badmintonSouthAustralia.com.au/>



TASMANIAN BADMINTON ASSOCIATION

Overview

Tasmanian Badminton Association has had a very successful year, conducting two National Championships, seven regional tournaments. Membership increase from 587 in 2018 to 912 in 2019. The adoption of the new constitution has streamlined management of badminton in Tasmania and augers well for the future.

Three (3) Key Achievements - during 1 July 2018 to 30 June 2019

New Constitution

The Tasmanian Badminton Association adopted its new constitution to more closely align its governance to Badminton Australia and reflect growing trends for fully independent Boards.. The Constitution allows for representation from the three current Associations with one member each on the new Board in 2019 complemented by two Independent Board Members. From the next AGM in February 2020 the Board will consist of five fully independent Members.

Membership Numbers

TBA has encouraged membership restructuring within each Association and prioritised Membership growth. This restructure will significantly increase our member numbers, and already one Member (STBA) has responded quickly to change their structure. This has seen registered numbers increase to 912 this year, which is an outstanding achievement. This is an excellent start to a very exciting period for badminton in Tasmania and with plans to be implemented over the next twelve months these numbers will increase further.

Events

Tasmania continues to provide quality tournaments for its members. We have again successfully provided eight tournaments around the State, including the very successful GOSEN Tasmanian Team championships, which attracts elite players from around Australia, and the GOSEN Australian Malaysian Championships. These 2 events continue to grow in popularity and are a highlight on the Tasmanian calendar. Tasmania also conducted the Australian National Championships and Ede Clendinnen Shield and the U19 National Championships and CP Maddern Trophy in Hobart, which attracted players from all over Australia. Feedback on these Events was very positive.

We plan to continue to provide quality tournaments and develop events to further increase participation in events for our members, provide overall Membership growth and conduct quality National Tournaments including the Australian National Championships and Ede Clendinnen Shield in Launceston in March 2020 which we are delighted to again host.

Membership and registration

Category	Total number
Number of Associations	3
Number of Clubs	17
Full Active Members – Players	912
Full Active Members – Non-Players	16
Social Participants	250
Event Participants	458
Program Participants	145
School Participants	390

DETAILS OF TOTAL MEMBERS AND PARTICIPANTS	
Senior	809
Junior	103
Gender – Female	488
Gender – Male	424
Gender – Other	
Culturally & Linguistically Diverse (CALD)	
Indigenous	
Disability	

State/Territory Open Championship Results

Open Men's Singles	William Ponsonby
Open Women's Singles	Meg Graham
Open Men's Doubles	Rowan Henderson, Brent Munday
Open Women's Doubles	Leesa Grundy, Meg Graham
Open Mixed Doubles	Brent Munday, Meg Graham
ARes Men's Singles	Darcy Webster-Jones
ARes Women's Singles	Rebekah Thomas
Ares Men's Doubles	Clinton Badger, Stephen Gale
Ares Women's Doubles	Jenny Badger, Maria Shelverton
Ares Mixed Doubles	Nathan Bevin, Maria Shelverton
B Grade Men's Singles	Melvyn Badcock
B Grade Women's Singles	Annalea Reid
B Grade Men's Doubles	Melvyn Badcock, Bryce Camino
C Grade Men's Singles	Matthew Stewart
C Grade Women's Singles	Alia Haider
C Grade Men's Doubles	Robert Spencer, Reagen Robotham
D Grade Men's Singles	Declan Ee
D Grade Men's Doubles	Declan Ee, Andre Chua
D Grade Mixed Doubles	Andre Chua, Scarlett Neil
U19 Boy's Singles	Kayden Gardner
U17 Boy's Singles	Andre Chua
U17 Girl's Singles	Scarlett Neil
U17 Girl's Doubles	Kasuni Indralal, Crystal Russell
U17 Mixed Doubles	Ky Robotham, Crystal Russell
U15 Boy's Singles	Ky Robotham
U15 Boy's Doubles	Sam Teinaki, Jake Teinaki

GOSEN Tasmanian Teams Championships

Open Winners Launceston



Second Division Winners Burnie



GOSEN Team Championships Participants



Action from State Titles



Open State Titles Champions 2019



Pictures Top left to right Meg Graham, Will Ponsonby, Rowan Henderson and Brent Munday
 Bottom Meg Graham and Leesa Grundy, Meg Graham and Brent Munday

Technical Officials - The number of technical officials per category as of 30 June 2019

Official Role	Total Number	BA Level 1	BA Level 2	BA Level 3	Oceania Accredited	Oceania Certificated	BWF Accredited	BWF Certificated
Referee	2	1	1					
Umpire	9	3	2	2	1	1		
Line Judge	2					1	1	

Coaches - Number of accredited coaches as of 30 June 2019

Category	BA Community Coach (i.e. BWF Shuttle Time, BA Level 1)	BA Club Coach (i.e. BA Level 1A, BWF Level 1)	BA Development Coach (i.e. BA Level 2, BWF Level 2)	BA High Performance Coach (i.e. BA Level 3, BWF Level 3 / 4)	Total
Number of accredited coaches	4	16	1		21

Detail of coach education activity per category as of 30 June 2019

Category	BWF Shuttle Time	BA Level 1	BWF Level 1	BWF Level 2	Other	Total
Number of coaching courses held		2				2
Number of coaching workshops held						
Number of attendees who completed the course		6				6

Detail of planned coach education activity for following year (30 June 2019 – 1 July 2020)

Category	BWF Shuttle Time	BA Level 1	BWF Level 1	BWF Level 2	Other	Total
Number of coaching courses planned	2	2				4

Development Activities

The major focus in the year ahead will be to continue to attract junior players to badminton, through Come and Try sessions, closer links with schools, growth in Shuttle Time and closer links with Members to improve accessibility to all programs.

The provision of increased training for coaches and technical officials remains a high priority. We will be reflecting all this in our new Strategic Plan to be finalised later in 2019.

Strengths and Weaknesses and Opportunities and Threats

Internal Strengths:

Ability to run high quality Events and tournaments
Strong pool of volunteers
Improved governance

Internal Weaknesses:

Technical Officials: Need to grow numbers of officials, and provide more training to generate effective career path
Coaches: More coaches required to cater for the growth in new members, especially juniors, and to enhance high performance training
Sponsorship: We need to develop value propositions to assist TBA and its Members to attract sponsorship.
Facilities: We need an inventory of existing and potential facilities assist Members to hire more facilities and develop proposals to Governments to build more facilities. Currently only the STBA has its own dedicated facility in Hobart.

External opportunities:

Develop closer links with the Tasmanian Government to grow grant funding.
Work closely with Badminton Australia to show them badminton in Tasmania has great potential and deserves greater financial support

External threats:

Increasing costs at all levels including hall hire, lighting costs with training, travel to national events
Competition with other sports to hire venues for training/competition
Ongoing challenge to convince more schools that badminton needs to be a permanent part of their sports programmes

Areas where support is required from BA

Greater level of financial support for Come and Try Programs, overall Junior Development as increasing the participation of juniors throughout the state is a major focus of the TBA in 2019/20.
Assistance from BA to conduct more courses for Coaches / Technical Officials and Shuttle Time.
Assistance with the development of Policies and Procedures to ensure Best Practice Governance.
Guidance from BA to assist with developing value propositions to secure greater corporate funding

Future plans and recommendations

To finalise a Four-Year Strategic Plan, continue to grow membership numbers through Come and Try sessions, provide more training opportunities for coaches and technical officials, grow revenue sources, enhance inclusiveness, develop greater links with schools and continue to improve Governance at all levels.

Acknowledgements

List of Board Members / Key Staff

Name	Position	Email	Best contact number
<i>Brent Munday</i>	<i>President</i>	<i>brent.munday@education.tas.gov.au</i>	<i>0418202980</i>
<i>Robert Brockman</i>	<i>Secretary/Treasurer</i>	<i>secretary@tasbadminton.com.au</i>	<i>0417156385</i>
<i>Paul Brettell</i>	<i>Board Member</i>	<i>paulbrettell@bigpond.com</i>	<i>0437878107</i>
<i>David Turner</i>	<i>Board Member</i>	<i>davidmusic@netspace.net.au</i>	<i>0403448793</i>
<i>Rodney Lockett</i>	<i>Board Member</i>	<i>rodney.lockett@hotmail.com</i>	<i>0409956238</i>

Contact Details for the State organisation

Secretary: Robert Brockman
Email: secretary@tasbadminton.com.au
Website: <http://tasbadminton.wixsite.com/tasbadminton>
Phone: 0417156385



1. Overview

In the calendar year 2018-19, Badminton Victoria has achieved some significant results across all facets of our sport and are proud to recognise the following key achievements:

Board

The Badminton Victoria Board said farewell to Val Nesbitt OAM and Kay Coady as both board members vacated their positions to encourage the appointment of some new members to the board. As a result, we welcomed Cynthia Tam to the board having been voted in by our members at the AGM.

At the conclusion of the AGM, one board position became vacant which allowed Badminton Victoria to conduct a thorough recruitment process to which we received approximately 10 board position applications. Having conducted a range of interviews, we welcome Bhavi Desai as our newest board member.

Staff

In December 2018, Badminton Victoria bid farewell to Member Services Manager, James Pountney, as he accepted a Football and Netball Operations Officer role with the Western Region Football League. We thank James for his time at Badminton Victoria and wish him all the best in his new role.

As one door closes, another opens and in March 2019, we welcome Nick Pettitt to the Badminton Victoria family taking on the Membership Services position.

Tournaments & Events

Badminton Victoria experienced another busy tournament and events calendar and wishes to recognise the great work our members do in hosting Badminton Victoria sanctioned events. Participation numbers continue to increase, and we continue to work hard to find corporate support and sponsorship for our tournaments.

By far our greatest achievement for the 2018-19 period was the success hosting of the 2019 Victor Badminton Oceania Championships. Again, we wish to recognise everyone that contributed to running a very successful and memorable international event.

Once again, we wish to thank Robert Jordan, Michael Fairman and the team at YONEX for their continued support with our elite series.



– Melbourne, Australia –

**JOIN US TO WATCH THE
REGION'S TOP BADMINTON
PLAYERS COMPETE!**

11 - 17 FEBRUARY 2019
AT MELBOURNE SPORTS AND AQUATIC
CENTRE (MSAC)

9 COUNTRIES; 1 WEEK OF ELITE BADMINTON

Including OPEN and JUNIOR Championships! FINALS (INDIVIDUALS) - 12 PM Thu 14 February 2019
FINALS (TEAMS) - 12 PM Sun 17 February 2019

OCEANIABADMINTON.ORG bit.ly/VOC2019 #VOC2019 BADMINTONVIC.COM.AU

Membership Services

As at 30th June 2019, Badminton Victoria has 79 members (includes associations, clubs and venues) – representing a slight increase on last year's number of 74. Registered player/individual numbers for the period is 8252 representing an increase of 232 from last year.

The launch of a new three-year fixed membership model was met with positive feedback with a structure that recognised commercial organisations, traditional badminton clubs and now community groups wishing to be a part of the greater Victorian badminton community. The flat fee model continues to be a success allowing greater transparency in player/individual registrations.

Participation

Our three-year funding partnership agreement with the Victorian Government (Supporting Victorian Sports & Recreation Programs) came to an end as at 30th June with positive results being achieved against key funding outcomes. A look forward to receiving positive news regarding funding applications that have recently been made under the Victorian Government's new funding initiative – Together Active More.

We also wish to acknowledge the support provided by Badminton Australia through their participation funding opportunities.



2. Key Achievements

- Continued interest in Badminton Victoria membership and growth in registered numbers.
- Hosting of the 2019 Victor Badminton Oceania Championships.
- Increased Social Media presence, significant growth of over 37,000 Facebook followers.

3. Membership and registration

Snapshot as at 30th June 2019

• Number of affiliated associations & clubs	79	
• Number of registered players/non-players	8252	
		Previous Year
○ Male:	4880	4638
○ Female:	3101	3099
○ Other/Unknown:	271	283
○ Over 18	5244	4895
○ Under 18	1840	1831
○ Unknown	1168	1294
• Number of participants in		
○ Schools related programs	>3000	
○ Government funded programs	>1000	
○ Event Participants	>1500	

4. Championship Results

2018

Victorian Open

MS	Ashwant K Gobinathan
WS	Yingzi Jiang
MD	Matthew Chau / Ming Chuen Lim
WD	Joyce Choong / Gronya Somerville
XD	Ming Chuen Lim / Yingzi Jiang

Under 13 Victorian Junior State Title Winners

BS	Kevin Dai
GS	Maureen Wijaya
BD	Ethan Ea / Nils Vercruysse
GD	Jazmine Lam / Bethany Li
XD	Raphael Lydra / Bethany Li

Under 15 Victorian Junior State Title Winners

BS	Otto Zhao
GS	Yuelin Zhang
BD	Ricky Tang / Otto Zhao
GD	Starcia Han / Priska Kustiadi
XD	Otto Zhao / Sydney Go

Victorian Para-Badminton Championships

WH1&2 Singles	Brian Fitzpatrick
SL3&4 / SU 5 Singles	Celine Vinot
WH1&2 Doubles	Pradeep Hewavitharana / Duke Orlando Trench-Thiedeman
WH1&2 Mixed Doubles	Rocca Salcedo / Ryan Smith

2019

Under 17 Victorian Junior State Title Winners

BS	Otto Zhao
GS	Angela Yu
BD	Thomas Ng / Otto Zhau
GD	Kaitlyn Ea / Sydney Go
XD	Thomas Ng / Fiona Le

Under 19 Victorian Junior State Title Winners

BS	Ricky Tang
GS	Yuelin Zhang
BD	Ross Audley / Kayson Goh
GD	Sydney Go / Yueline Zhang
XD	Ross Audley / Fiona Le

5. Technical Officials

The number of technical officials per category as of 30 June 2019.

Official Role	Total Number	BA Accredited	BA Certificated	Oceania Accredited	Oceania Certificated	BWF Accredited	BWF Certificated
Referee	5	4		1			
Umpire	27	16	6	4			1
Line Judge	60	18		1		2	

6. Coaches

Detail of coach education activity per category as of 30 June 2019.

Category	Total Number	Shuttle Time	Level 1	Level 1A	Level 2	Level 3	Other
Number of BWF or BA coaching courses held	8	7	0	0	0	0	2 x BWF Level 1
Number of coaching workshops held	0	0	0	0	0	0	0

Coaches Accredited with BA across the 2018/19 FY

Category	BA Community Coach (i.e. BWF Shuttle Time, BA Level 1)	BA Club Coach (i.e. BA Level 1A, BWF Level 1)	BA Development Coach (i.e. BA Level 2, BWF Level 2)	BA High Performance Coach (i.e. BA Level 3, BWF Level 3 / 4)	Total
Number of accredited coaches	147	41	7	4	199

Detail of the planned coach education activity per category as of 30 June 2020

Category	Total Number	Shuttle Time	Level 1	Level 1A	Level 2	Level 3	Other
Number of BWF or BA coaching courses planned	20	7 – 2019 7 - 2020	0	1	0	0	1 x BWF Level 1
Number of coaching workshops planned	1	0	0	0	0	0	0
BA accredited coaches whose accreditation will expire by 30 June 2019	Will be supplied by BA Education Manager						

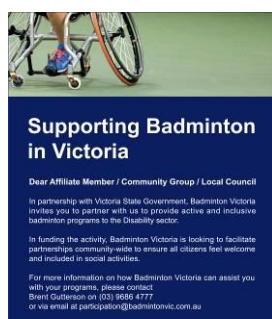

7. Development Activities

Junior Development Camp

The Badminton Victoria Junior Committee successfully hosted our annual Junior Development Camp in January based out at Ballarat Grammar with training also held at Maribyrnong College. The camp was attended by over 20 players who benefitted greatly from the range of training sessions and development workshops on offer.

SRV – Supporting Victorian Sport & Recreation Program

Funding from the Victorian Government has been directed into the continued development of badminton activities in the CALD, disability and LGBTI communities.



Badminton Australia – Participation Funding

In 2018, the participation funding supported Badminton Victoria continue the very successful Victorian ShuttleTime Tour. This initiative has been a great success and we believe has been a significant reason in the increased numbers that have participated in our U9 and U11 tournaments.



8. Strengths and Weaknesses and Opportunities and Threats

Internal Strengths:

- Positive mix of experience and knowledge with the Badminton Victoria office staff
- Supportive and proactive Badminton Victoria Board.
- Supportive and passionate Badminton Victoria committees
- Strong membership base
- Strong social media foundation and presence
- A drive & passion to improve on past performances

Internal Weaknesses:

- Need for more human resources to increase work output
- Ageing court official base
- Decreasing female participation numbers

External opportunities:

- Increased sponsorship and business partnership building
- Increased number of badminton stadiums throughout Victoria – potential members

External threats:

- Factors keeping children away from participating in badminton, e.g. other sports, team sports, computer screens
- Re-direction of funding towards other government and social priorities, leaving less opportunities available for sporting organisations

Areas where support is required from BA:

- Upgrading of educational resources relating to court/technical officials to attract a younger generation in developing careers in this area
- Increased participation funding to support grassroots badminton programs
- Review of the level of support Badminton Australia provides for National Carnivals including a review of carnival by-laws to make it attractive to host

9. Future Plans and recommendations

Junior Participation

- Implementation of a ShuttleTime development program
- A program that incorporates a dedicated ShuttleTime program followed by a participation tournament
- A program that encourages children of all ages to participate

Female Participation

- Consider programs, activities and marketing ventures to encourage an increase in female participation in badminton

Inclusion Programs

- Increased investment into club level sustainable inclusion programs

Athlete Pathways

- Increased high performance activities and programs to ensure player pathways are transparent from grassroots to state level to national level

Club IT Literacy

- Increased investment into grassroots badminton encouraging members to embrace and make full use of technology to encourage growth in player memberships and provide tools to assist with club management

10. Acknowledgements

Badminton Victoria wishes to acknowledge the support of the following organisations:

- Victorian State Government
- Badminton Australia
- Melbourne Sports & Aquatic Centre – Melbourne Sports Hub
- YONEX
- The Grand Receptions
- S-Trend
- SnowPeak Shuttles
- RevolutioniseSport
- Badminton Oceania
- Knox Mitsubishi

11. List of Board Members / Key Staff

President	Rochelle Liyanage	president@badmintonvic.com.au
Finance Director	Peejade Cheng	financedirector@badmintonvic.com.au
Board Member:	Peter Brown	
	Kay Coady(2018)	
	Val Nesbitt (2018)	
	Gillian Patmore	
	Brandon Olver	
	Cynthia Tam (2019)	
	Bhavi Desai (2019)	
State Director	Craig Haydock	statedirector@badmintonvic.com.au
Member Services	James Pountney (2018)	
	Nick Pettitt (2019)	memberservices@badmintonvic.com.au
Tournament & Events	Olivia Na	events@badmintonvic.com.au
Bookkeeper	Melanie Heathcote	accounts@badmintonvic.com.au

12. Contact Details for the State organisation

Badminton Victoria (ABN 34 824 598 381)
Level 2, MSAC, 30 Aughtie Drive, Albert Park 3206
03 9686 4777
admin@badmintonvic.com.au; www.badmintonvic.com.au

THE BADMINTON ASSOCIATION OF WESTERN AUSTRALIA (INC) trading as
BADMINTONWA
 ABN 34 245 256 670 Established in 1924, incorporated in 1933



Overview

Another busy year for badminton in WA, with an increased number of activities and events resulting in continuing growth in badminton participation.

Three (3) Key Achievements - during 1 July 2018 to 30 June 2019

Efficient hosting / delivery of the Asia-Pacific Under 19 Team Championships and the Australian Junior International events (despite the entry numbers being disappointingly low)

Continuing strong interest in junior programs (school tournaments, Sporting Schools activities)

Stable increase in number of affiliated clubs

Membership and registration

Category	Total number
Number of Associations	4
Number of Clubs	74
Full Active Members – Players	3,158
Full Active Members – Non-Players	18
Social Participants	Data not available
Program Participants	257
School Participants	472

DETAILS OF PARTICIPANTS		TOTAL MEMBERS AND
Senior		2,106
Junior		1,210
Gender – Female		1,378
Gender – Male		1,938
Gender – Other		-
Culturally & Linguistically Diverse (CALD)		Data not available
Indigenous		Data not available
Disability		Data not available

State/Territory Open Championship Results

LiveLighter WA Open State Championships (held on 21-22 July 2018)

Men's Singles Winner: Peter Yan (Australia – VIC)
 Men's Singles Runner-Up: Yingxiang Lin (Australia – WA)

Women's Singles Winner: Wi Jin Kong (Malaysia)
 Women's Singles Runner-Up: Som Er Ng (Malaysia)

Men's Doubles Winners: Yingxiang Lin & Kai Chen Teoh (both Australia – WA)
 Men's Doubles Runners-Up: Wee Ung Hii & Zing Neng Lai (both Australia – WA)

Women's Doubles Winners: Lee-Yen Khoo (Australia – SA) & Joy Lai (Australia – VIC)
 Women's Doubles Runners-Up: Crystal Diep & Angie Yang (both Australia – WA)

Mixed Doubles Winners: Zing Neng Lai (Australia – WA) & Jovie Sheen (Australia – VIC)
 Mixed Doubles Runners-Up: Eddie Hung & Hui Ling Lau (both Australia – WA)

Technical Officials - The number of technical officials per category as of 30 June 2019

Official Role	Total Number	BA Accredited	BA Certified	Oceania Accredited	Oceania Certificated	BWF Accredited	BWF Certificated
Referee	3	3					
Umpire	16	14					2
Line Judge	5	1	1	1	2		

The number of technical officials representing the State in the period from 1 July 2018 to 30 June 2019 are: 3

Coaches - Number of accredited coaches as of 30 June 2019

Category	BA Community Coach (i.e. BWF Shuttle Time, BA Level 1)	BA Club Coach (i.e. BA Level 1A, BWF Level 1)	BA Development Coach (i.e. BA Level 2, BWF Level 2)	BA High Performance Coach (i.e. BA Level 3, BWF Level 3 / 4)	Total
Number of accredited coaches	47	23	1	0	71

Detail of coach education activity per category as of 30 June 2019

Category	BWF Shuttle Time	BA Level 1	BWF Level 1	BWF Level 2	Other	Total
Number of coaching courses held	1	2	1			4
Number of coaching workshops held		3				3
Number of attendees who completed the course	4	17	11			32

Detail of planned coach education activity for following year (30 June 2019 – 1 July 2020)

Category	BWF Shuttle Time	BA Level 1	BWF Level 1	BWF Level 2	Other	Total
Number of coaching courses planned	2		1			3

Development Activities

- Representation of badminton at multiple community events and forums
- Growth of the Wings Junior Badminton Clubs network
- Courses / forums for coaches and technical officials
- Engagement with several community groups / social clubs leading to their affiliation
- Dialogue and collaboration with several local governments about feasibility of future badminton facilities

Strengths and Weaknesses and Opportunities and Threats

Internal Strengths:

- Experienced and industrious workforce
- Committed Board of Management
- Safe financial position
- Convenient and economical headquarters
- Solid legacy and good reputation in tournament delivery / player experience

Internal Weaknesses:

- Underutilised / underdeveloped volunteer base
- Reliance on a small number of government grants
- Unrealised sponsorship potential / weak income streams
- Number / scale / complexity of projects exceed capacity to deliver
- Membership value proposition needs further development

External opportunities:

- Popularity of badminton in CALD communities, social groups, casual players etc.
- Continuing interest to badminton in primary and secondary schools
- Talent ID opportunities through existing and future programmes / networks
- Badminton's status as an Olympic / CG sport that can be accessible, safe and fun

External threats:

- Reduction / restructuring in government funding and scarce commercial support
- Attrition of young players (Y11/Y12 juniors, female players, etc) due to academic pressures as well as alternative sport / leisure options
- Mounting logistical / resource complexities and costs of delivering programmes
- Reliance on facilities where badminton is not given priority in time / access / design

Areas where support is required from BA

- Continuing funding and support of approved initiatives that align with national plans and priorities
- Development / improvement of membership product and value proposition
- Nation-wide partnerships and collaboration in delivering a comprehensive programme of state, national and international events
- Nation-wide initiative and leadership in promoting the sport of badminton
- Efficient and clearly communicated pathways for players, coaches and officials that would help encourage and empower people to go further and achieve more

Future plans and recommendations

- Improve and strengthen organisational capacity
- Continue to develop and diversify the events calendar
- Broaden geographical reach of programmes
- Strengthen partnerships and improve communications with stakeholders

Acknowledgements

- Sport Australia
- Badminton Australia
- Badminton Oceania
- WA's Department of Local Government, Sports & Cultural Industries
- Lotterywest
- Healthway
- City of Wanneroo
- City of Mandurah

List of Board Members / Key Staff

<i>Name</i>	<i>Position</i>	<i>Email</i>	<i>Best contact number</i>
Lily Buttrose	President	president@badmintonwa.org.au	
Eva Wu	Secretary	secretary@badmintonwa.org.au	
Neal Miranda	Treasurer		
Kim Rodgers	Board Member		
Ryan Lin	Board Member		
Grant Manzoney	Board Member		
Eugene Glazman	Executive Officer	bawa@badmintonwa.org.au	(08) 9409 4433
Elaine Lee	Admin Assistant	bawa.admin@badmintonwa.org.au	(08) 9409 4433

Contact Details for the State organisation

Website Link: www.badmintonwa.org.au
 Email: bawa@badmintonwa.org.au
 Phone: +61 8 9409 4433
 Mailing Address: PO Box 39, Kingsway WA 6065

HISTORY OF BADMINTON AUSTRALIA

(updated 13 February 2017)

Badminton Australia Limited

Registered Company under Corporations Act 2011 in Victoria on 13th February 2017. The company is limited by guarantee and is a public company.

Australian Badminton Association Incorporated

Founded 13 August 1935 in Melbourne, Victoria

Founder Members

Victoria, Tasmania, South Australia

Joining Members

1936 Western Australia
1937 New South Wales
1950 Queensland
Australian Capital Territory
Northern Territory

Affiliations and Membership

1936 Became 11th member of the International Badminton Federation

1987 Founder member with New Zealand of Oceania Badminton Confederation

Affiliated to Australian Olympic Committee and Australian Commonwealth Games

Presidents

1935 Ralph W Ede Clendinnen (VIC)
1937 William L Spinkston (SA)
1938 H R Fisher (TAS)
1939 William L Spinkston (SA)
1940-1946 Play suspended World War II
1947 W Alfred Lennard (VIC)
1948 Canon M James Mays (TAS)
1949 Rev Ernest E Bryant (WA)
1950 William L Spinkston (SA)
1951 W Alfred Lennard (VIC)
1952 William A Burke (TAS)
1953 Keith Baker (WA)
1954 W Raymond Weisheit (VIC)

1955 E N Alexander (NSW)
1956 William A Burke (TAS)
1966 Alan M Cowburn (NSW)
1967 Douglas G Chapman (QLD)
1968 Barry Seidel (TAS)
1969 George M Taylor (TAS)
1970 Robert J Cadd (SA)
1971 Cedric A Baxter (WA)
1972 John TW Little (VIC)
1973 R T Pasco (NSW)
1974 Douglas G Chapman (QLD)
1975 Harry Thompson (TAS)
1976 Lindsay W Gordon (SA)
1977 Cedric A Baxter (WA)
1978 Hon H Roy Ward MLC, JP (VIC)
1979 Roy J Hurn (NSW)
1980 Ronald A Whittle (TAS)
1981 Sidney Grimwade (QLD)
1982 Barbara O'Brien (SA)
1983 Don Stockins (WA)
1983 Hon H Roy Ward OAM, FIBA, IOM, JP (VIC)
1996 G Robin Bryant (ACT)
2008 Geraldine Brown (TAS)
2019 Andrew Greenway (QLD)

Secretaries

1935 Harold B Wray (VIC)
1938 H Roy Brady (VIC)
1959 W Robert Hindson (VIC)
1968 Robert O Fyfe (VIC)
1979 Cedric A B Baxter (WA)

Executive Directors/Chief Executives

1991 J Dennis Morgan OAM
1997 Julia Phillips
2001 Bill Storey Smith
2003 Mark Drehlich
2003 Stuart Borrie (September)
2007 Damian Kelly
2008 Paul Brettell
2018 Acting CEO Andrew Greenway
2018 Derek O'Leary
2019 Acting CEO Peter Roberts

PRINCIPLE PARTNER & SPONSORS





2019 Oceania Team Winners (Open & Juniors)



BADMINTON AUSTRALIA LIMITED

ABN 48 329 756 219

Unit 15, 8 Techno Park Drive, Williamstown VIC 3016 | P +61 (03) 9397 4722
www.badminton.org.au | facebook.com/badmintonaustralia | [twitter.com/@BadmintonAus](https://twitter.com/BadmintonAus)